

# GENERAL VIEW 2020/21/22

LA NOSTRA ESPERIENZA PER IL VOSTRO PROGETTO

OUR EXPERIENCE FOR YOUR PROJECT

NOTRE EXPERIENCE POUR VOTRE PROJET

UNSER KONZEPT FÜR IHR PROJEKT



[www.arpaceramiche.it](http://www.arpaceramiche.it)



## Destinazioni d'uso

DESIGNATED USES  
DESTINATION D'USAGE  
BESTIMMUNGSZWECK



ABITAZIONI  
RESIDENTIAL  
LOGEMENTS  
PRIVATWOHNUNGEN



RISTORANTI  
RESTAURANTS  
RESTAURANTS  
RESTAURANTS



LOUNGE BAR



BAR  
CAFÉS  
BARS  
BARS



AEROPORTI  
AIRPORTS  
AÉROPORTS  
FLUGHÄFEN



COMMERCIALE MEDIO  
E RESIDENZIALE  
MEDIUM-GRADE COMMERCIAL  
AND RESIDENTIAL  
COMMERCIAL À FRÉQUENTATION  
MOYENNE ET RÉSIDENTIEL  
FÜR WOHN-UND GEWERBEBEREICHE  
MIT MITTLERER BEANSPRUCHUNG



USO ESTERNO  
EXTERNAL USE  
USAGE EXTERNE  
AUßENBEREICH

# pavimenti

p. 4

## in gres porcellanato

PORCELAIN STONEWARE FLOOR TILES  
SOLS EN GRES CERAME  
FEINSTEINZEUG BODENFLIESEN

### Sezione moderna

MODERN RANGE / SECTION MODERNE / COLLECTION MODERNE

p. 7

<b>BLOCK</b>	p. 95
<b>DISIGUAL</b>	p. 65
<b>FOREST</b>	p. 95
<b>HYBRID</b>	p. 19
<b>LIMESTONE</b>	p. 33
<b>MARVEL</b>	p. 59
<b>MONTBLANC</b>	p. 7
<b>REUSED</b>	p. 73
<b>SEASTONE</b>	p. 47
<b>STAGE</b>	p. 87
<b>STORM</b>	p. 95

### Sezione legni

WOODS RANGE / SECTION BOIS / COLLECTION HOLZ

p. 101

#### EXPO

SUGGERIMENTI DI POSA / LAYING PROPOSALS  
SOLUTIONS DE POSE / VERLEGELÖSUNGEN

p. 105

p. 109

#### HAMPTON

SUGGERIMENTI DI POSA / LAYING PROPOSALS  
SOLUTIONS DE POSE / VERLEGELÖSUNGEN

p. 101

p. 103

### Sezione rustici

RUSTIC RANGE / SECTION RUSTIQUES / COLLECTION RUSTIKALE

p. 111

<b>ANTIQUA</b>	p. 141
<b>NATURA</b>	p. 137
<b>PIERRE</b>	p. 123
<b>RUSTIC MARVEL</b>	p. 133
<b>TUMBLER</b>	p. 111
<b>ANTIQUA - NATURA - RUSTIC MARVEL SUGGERIMENTI DI POSA</b> LAYING PROPOSALS / SOLUTIONS DE POSE / VERLEGELÖSUNGEN	p. 143
<b>PIERRE SUGGERIMENTI DI POSA</b> LAYING PROPOSALS / SOLUTIONS DE POSE / VERLEGELÖSUNGEN	p. 130/131

### Sezione pavimenti coordinati per esterno

OUTDOOR COORDINATED FLOORS / SOLS CORDONNÉS POUR EXTÉRIEUR  
PASSENDE BODENFLIESEN FÜR AUßENBEREICH

p. 145

#### 20MM

CARATTERISTICHE TECNICHE / TECHNICAL FEATURES  
CARACTERISTIQUES TECHNIQUES / TECHNISCHE EIGENSCHAFTEN

p. 145

p. 157

#### GRIP

p. 159

**Schede posa pavimenti** LAYING RECOMMENDATIONS  
FICHE TECHNIQUE POSE CARRELAGE DE SOL / KORREKTE VERLEGUNG BODENFLIESEN

p. 166

**Caratteristiche tecniche** TECHNICAL FEATURES  
CARACTERISTIQUES TECHNIQUES / TECHNISCHE EIGENSCHAFTEN

p. 167

# rivestimenti

p. 168

## in pasta bianca

WHITE BODY WALL TILE  
REVETEMENT EN PATE BLANCHE  
WEIßSCHERBIGE WANDFLIESEN

<b>FACE</b>	p. 191
<b>GLAM</b>	p. 171
<b>KRONOS</b>	p. 187
<b>MATERIA</b>	p. 183
<b>MAKU</b>	p. 191
<b>SIDE</b>	p. 195
<b>SPOT</b>	p. 195

**Schede posa rivestimenti**

WALL TILES LAYING  
FICHE TECHNIQUE POSE CARRELAGE DES REVETEMENTS  
KORREKTE VERLEGUNG DER WANDFLIESEN

p. 198

**Caratteristiche tecniche**

TECHNICAL FEATURES  
CARACTERISTIQUES TECHNIQUES  
TECHNISCHE EIGENSCHAFTEN

p. 199

# INDICE



SCHEDE TECNICHE SCARICABILI SUL NOSTRO SITO  
Fiches techniques téléchargeables sur notre site internet  
Product data sheets can be downloaded from our web site  
Sie können die Technischen Daten von unserer Homepage herunterladen  
[www.arpaceramiche.it](http://www.arpaceramiche.it)

# PAVIMENTI IN GRES PORCELLANATO

PORCELAIN STONEWARE FLOOR TILES  
SOLS EN GRES CERAME  
FEINSTEINZEUG BODENFLIESEN



Ceramic Tiles of Italy

DIGITAL TECHNOLOGY



Colour Shade  
Variation



V

V1

PRODOTTO MONOCROMATICO  
Tiles with uniform appearance  
Produit monochrome  
Einfarbiger produkt

V2

PRODOTTO CON LEGGERA VARIAZIONE CROMATICA  
Tiles with slight shade and aspect variation  
Produit avec legère variation chromatique  
Produkt mit leichter farbveränderungen

V3

PRODOTTO CON MARCATA VARIAZIONE CROMATICA  
Tiles with moderate shade and aspect variation  
Produit avec accentuè variation chromatique  
Produkt mit markanter farbänderung

V4

PRODOTTO CON FORTE VARIAZIONE CROMATICA  
Tiles with random shade and aspect variation  
Produit avec fort variation chromatique  
Produkt mit starker farbänderung





# MONTBLANC

GRES PORCELLANATO AD IMPASTO COLORATO  
COLOURED BODY PORCELAIN STONEWARE  
GRES CERAME COLORE PLEINE MASSE  
EINGEFÄRBTES FEINSTEINZEUG

# MONTBLANC



8 WALL: MONTBLANC GREY RETTIFICATO 30x60 / MONTBLANC GREY RETTIFICATO 20x60  
FLOOR: MONTBLANC ANTHRACITE RETTIFICATO 60x60 / MONTBLANC ANTHRACITE MOSAICO 30x30



INDOOR: MONTBLANC GREY RETTIFICATO 60x120  
OUTDOOR: MONTBLANC GREY RETTIFICATO 60x120 - 20MM

**MONTBLANC**



GRES PORCELLANATO AD IMPASTO COLORATO  
COLOURED BODY PORCELAIN STONEWARE  
GRES CERAME COLORE PLEINE MASSE  
EINGEFÄRBTES FEINSTEINZEUG


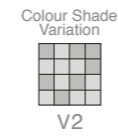
RETTIFICATO  
RECTIFIED  
RECTIFIÉ  
REKTIFIZIERT



60x120 / 60x60 / 30x60 / 20x60


MONTBLANC

DIGITAL TECHNOLOGY




Montblanc White RETTIFICATO 60x120

11 MM




Montblanc White RETTIFICATO 60x60

10 MM




Montblanc White Fascia 30x60

10 MM



Montblanc White RETTIFICATO 30x60

10 MM



Montblanc White Mosaico 30x30

10 MM



37



Montblanc White RETTIFICATO 20x60

10 MM

8




Metal Liner 1,5x60

20


PEZZI SPECIALI / TRIMS / PIÈCES SPÉCIALES / SONDERFORMTEILE

• DISPONIBILI IN TUTTI I COLORI

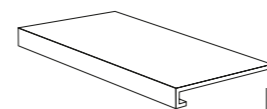
- Available on all colors
- Disponibles dans toutes les couleurs
- In jeder Farbe verfügbar



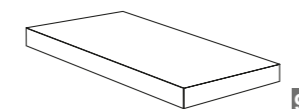
• Montblanc Battiscopa 7x60



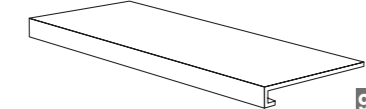
• Montblanc Battiscopa 7x120



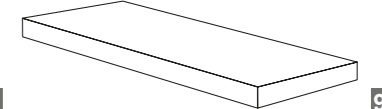
• Montblanc Gradone 30x60



• Montblanc Angolare DX/SX 30x60



• Montblanc Gradone 30x120



• Montblanc Angolare DX/SX 30x120



GRES PORCELLANATO AD IMPASTO COLORATO  
COLOURED BODY PORCELAIN STONEWARE  
GRES CERAME COLORE PLEINE MASSE  
EINGEFÄRBTES FEINSTEINZEUG

RETTIFICATO  
RECTIFIED  
RECTIFIÉ  
REKTIFIZIERT



60x120 / 60x60 / 30x60 / 20x60  
60x120 20MM

MONTBLANC

DIGITAL TECHNOLOGY



DISPONIBILE IN SPESSORE 20 MM SOLO NEL FORMATO 60x120 NEI COLORI TAUPE E GREY \*  
AVAILABLE THICKNESS 20 MM ON SIZE 60x120 IN TAUPE AND GREY COLORS ONLY  
DISPONIBLE EN EPAISSEUR 20 MM SEULEMENT EN FORMAT 60x120 DANS LES COULEURS TAUPE ET GREY  
20 MM STÄRKE NUR IM FORMAT 60x120 IN DEN FARBEN TAUPE UND GREY VERFÜGBAR  
(PAG. / SEITE 145)

\* 20 MM



Colour Shade  
Variation  
V2



11 MM

19

Montblanc Beige RETTIFICATO 60x120



10 MM

73

Montblanc Beige RETTIFICATO 60x60



11 MM

19

Montblanc Taupe RETTIFICATO 60x120

Montblanc Taupe RETTIFICATO 60x120 - 20MM

20 MM


77



10 MM

73


Montblanc Taupe RETTIFICATO 60x60



10 MM

46

Montblanc Beige Fascia 30x60



10 MM

55

Montblanc Beige RETTIFICATO 30x60



10 MM

46


Montblanc Taupe Fascia 30x60



10 MM

55

Montblanc Taupe RETTIFICATO 30x60

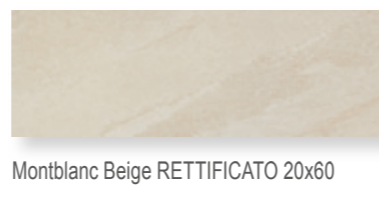


10 MM



37

Montblanc Beige  
Mosaico 30x30



10 MM

8

Montblanc Beige RETTIFICATO 20x60



10 MM



37

Montblanc Taupe  
Mosaico 30x30



10 MM

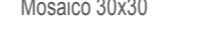
8

Montblanc Taupe RETTIFICATO 20x60



20

Metal Liner 1,5x60



20

Metal Liner 1,5x60


PEZZI SPECIALI / TRIMS / PIÈCES SPÉCIALES / SONDERFORMTEILE

- DISPONIBILI IN TUTTI I COLORI
- Available on all colors
- Disponibles dans toutes les couleurs
- In jeder Farbe verfügbar



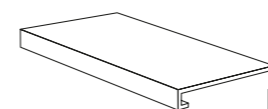
48

• Montblanc Battiscopa 7x60



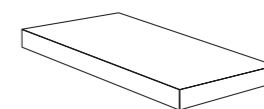
36

• Montblanc Battiscopa 7x120



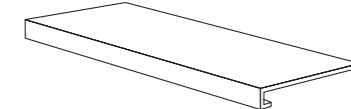
47

• Montblanc Gradone 30x60



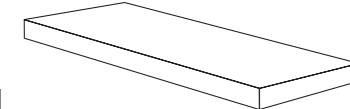
92

• Montblanc Angolare DX/SX 30x60



92

• Montblanc Gradone 30x120



94

• Montblanc Angolare DX/SX 30x120

GRES PORCELLANATO AD IMPASTO COLORATO  
COLOURED BODY PORCELAIN STONEWARE  
GRES CERAME COLORE PLEINE MASSE  
EINGEFÄRBTES FEINSTEINZEUG

RETTIFICATO  
RECTIFIED  
RECTIFIÉ  
REKTIFIZIERT



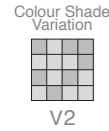
60x120 / 60x60 / 30x60 / 20x60  
60x120 20MM

MONTBLANC

DIGITAL TECHNOLOGY



\* DISPONIBILE IN SPESSORE 20 MM SOLO NEL FORMATO 60x120 NEI COLORI TAUPE E GREY  
AVAILABLE THICKNESS 20 MM ON SIZE 60x120 IN TAUPE AND GREY COLORS ONLY  
DISPONIBLE EN EPAISSEUR 20 MM SEULEMENT EN FORMAT 60x120 DANS LES COULEURS TAUPE ET GREY  
20 MM STÄRKE NUR IM FORMAT 60x120 IN DEN FARBEN TAUPE UND GREY VERFÜGBAR  
(PAG. / SEITE 145)



Montblanc Grey RETTIFICATO 60x120

Montblanc Grey RETTIFICATO 60x120 - 20MM

11 MM

19



Montblanc Grey RETTIFICATO 60x60

10 MM

73



Montblanc Anthracite RETTIFICATO 60x120

11 MM

19



Montblanc Anthracite RETTIFICATO 60x60

10 MM

73



Montblanc Grey Fascia 30x60

10 MM

46



Montblanc Grey RETTIFICATO 30x60

10 MM

55



Montblanc Anthracite Fascia 30x60

10 MM


46



Montblanc Anthracite RETTIFICATO 30x60

10 MM

55



Montblanc Grey Mosaico 30x30

10 MM


37



Montblanc Grey RETTIFICATO 20x60

10 MM

8



Montblanc Anthracite Mosaico 30x30

10 MM

37



Montblanc Anthracite RETTIFICATO 20x60

10 MM

8



Metal Liner 1,5x60

20




Metal Liner 1,5x60

20

PEZZI SPECIALI / TRIMS / PIÈCES SPÉCIALES / SONDERFORMTEILE

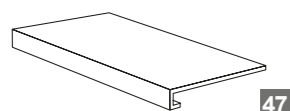
- DISPONIBILI IN TUTTI I COLORI
- Available on all colors
- Disponibles dans toutes les couleurs
- In jeder Farbe verfügbar



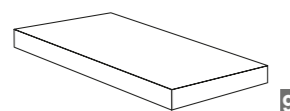
• Montblanc Battiscopa 7x60



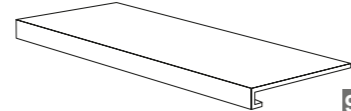
• Montblanc Battiscopa 7x120



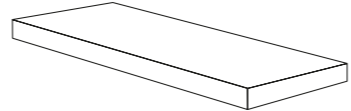
• Montblanc Gradone 30x60



• Montblanc Angolare DX/SX 30x60



• Montblanc Gradone 30x120



• Montblanc Angolare DX/SX 30x120

IMBALLAGGI E PESI - PACKING AND WEIGHTS - EMBALLAGES ET POIDS - VERPACKUNGEN UND GEWICHTE

Formati Sizes Formats Formate	Superfici Surfaces Surfaces Oberfläche	Pz/Scatola Pcs/Box Pcs/Boîte Stk/Karton	Mq/Scatola Sq. m/Box M2/Boîte QM/Karton	Mq/Pallet Sq. m/Pallet M2/Palette QM/Palette	Scatole/Pallet Boxes/Pallet Boîtes/Palette Karton/Palette	Peso/Scatola Weight/Box Poids/Boîte Gewicht/Karton	Peso/Mq Weight/Mq Poids/Mq Gewicht/QM	Peso Pallet Weight Pallet Poids Palette Gewicht Palette	Dimensione Pallet Sizes Pallet Dimension Palette Paletten Massen
60x120	Montblanc Rett.	2	1,44	51,84	36	35,83 Kg	24,88 Kg	1290,00 Kg	cm 94x122x80 (h)
60x120	Montblanc Rett. - 20MM	1	0,72	23,04	32	33,12 Kg	46,00 Kg	1060,00 Kg	cm 67x124x92 (h)
60x60	Montblanc Rett.	3	1,08	43,20	40	24,37 Kg	22,57 Kg	975,00 Kg	cm 80x120x80 (h)
30x60	Montblanc Rett.	6	1,08	51,84	48	23,95 Kg	22,18 Kg	1150,00 Kg	cm 80x120x80 (h)
20x60	Montblanc Rett.	12	1,44	43,20	30	32,00 Kg	22,22 Kg	960,00 Kg	cm 80x120x80 (h)
30x30	Montblanc Mosaico	11	-	-	-	-	-	-	-
30x60	Montblanc Fascia	5	-	-	-	-	-	-	-
1,5x60	Metal Liner	12	-	-	-	-	-	-	-
7x120	Battiscopa	6	-	-	-	-	-	-	-
7x60	Battiscopa	12	-	-	-	-	-	-	-
30x120	Gradone	2	-	-	-	-	-	-	-
30x60	Gradone	2	-	-	-	-	-	-	-
30x120	Angolare DX/SX	1	-	-	-	-	-	-	-
30x60	Angolare DX/SX	2	-	-	-	-	-	-	-



# HYBRID

GRES PORCELLANATO AD IMPASTO COLORATO  
COLOURED BODY PORCELAIN STONEWARE  
GRES CERAME COLORE PLEINE MASSE  
EINGEFÄRBTES FEINSTEINZEUG

HYBRID



HYBRID





**HYBRID**

24 HYBRID OFF WHITE METAL LESS DECORO RETTIFICATO 15x15  
(suggerimento di posa 2 pag. 30 - laying proposal 2 pag. 30 - solution de pose 2 pag. 30 - Verlegelösung 2 Seite 30)



HYBRID OFF GREY CHEVRON RETTIFICATO 9,7x49,8

GRES PORCELLANATO AD IMPASTO COLORATO  
COLOURED BODY PORCELAIN STONEWARE  
GRES CERAME COLORE PLEINE MASSE  
EINGEFÄRBTES FEINSTEINZEUG

RETTIFICATO  
RECTIFIED  
RECTIFIÉ  
REKTIFIZIERT

SUPERFICIE SPAZZOLATA DISPONIBILE NEI FORMATI 60x120 / 90x90 / 45x90 / 60x60 / 30x60  
HONED SURFACE AVAILABLE ON SIZES 60x120 / 90x90 / 45x90 / 60x60 / 30x60  
SURFACE BROSSÉE DISPONIBLE EN FORMATS 60x120 / 90x90 / 45x90 / 60x60 / 30x60  
GEBÜRSTETE OBERFLÄCHE IM FORMAT 60x120 / 90x90 / 45x90 / 60x60 / 30x60 VERFÜGBAR



# 60x120/90x90/45x90/60x60/30x60/15x15 Chevron (9,7x49,8) 90x90 20MM

# HYBRID

DIGITAL TECHNOLOGY



DISPONIBILE IN SPESSORE 20 MM SOLO NEL FORMATO 90x90 \*  
AVAILABLE THICKNESS 20 MM ONLY IN SIZE 90x90  
DISPONIBLE EN ÉPAISSEUR 20 MM SEULEMENT EN FORMAT 90x90  
20 MM STÄRKE NUR IM FORMAT 90x90 VERFÜGBAR  
(PAG. / SEITE 145)

\* 20MM



Colour Shade Variation  
V2



10MM

19

Hybrid Off White RETTIFICATO 60x120

Hybrid Off White Superficie SPAZZOLATA  
HONED / BROSSÉE / GEBÜRSTET  
RETTIFICATO 60x120

20



10MM

73

Hybrid Off White RETTIFICATO 60x60

Hybrid Off White Superficie SPAZZOLATA  
HONED / BROSSÉE / GEBÜRSTET  
RETTIFICATO 60x60

15



11MM

61

Hybrid Off White RETTIFICATO 90x90

Hybrid Off White Superficie SPAZZOLATA  
HONED / BROSSÉE / GEBÜRSTET  
RETTIFICATO 90x90

60

Hybrid Off White RETTIFICATO 90x90 - 20MM

20MM

77




10MM

55

Hybrid Off White RETTIFICATO 30x60

Hybrid Off White Superficie SPAZZOLATA  
HONED / BROSSÉE / GEBÜRSTET  
RETTIFICATO 30x60

8



SX - LEFT


10MM



DX - RIGHT

77


Hybrid Off White Chevron  
RETTIFICATO 9,7x49,8



10MM

70

Hybrid Off White  
RETTIFICATO 15x15



11MM

63

Hybrid Off White RETTIFICATO 45x90

Hybrid Off White Superficie SPAZZOLATA  
HONED / BROSSÉE / GEBÜRSTET  
RETTIFICATO 45x90

61

DECORI PAG. 30/31  
DECORS PAG. 30/31  
DECORATIONS PAG. 30/31  
DEKORE SEITE 30/31

PEZZI SPECIALI PAG. 31  
TRIMS PAG. 31  
PIÈCES SPÉCIALES PAG. 31  
SONDERFORMTEILE SEITE 31



# 60x120/90x90/45x90/60x60/30x60/15x15 Chevron (9,7x49,8) 90x90 20MM



\* 20MM



R11 A+B+C



\* DISPONIBILE IN SPESSORE 20 MM SOLO NEL FORMATO 90x90  
AVAILABLE THICKNESS 20 MM ONLY IN SIZE 90x90  
DISPONIBLE EN ÉPAISSEUR 20 MM SEULEMENT EN FORMAT 90x90  
20 MM STÄRKE NUR IM FORMAT 90x90 VERFÜGBAR  
(PAG. / SEITE 145)

DISPONIBILE IN SPESSORE 20 MM SOLO NEL FORMATO 90x90 \*  
AVAILABLE THICKNESS 20 MM ONLY IN SIZE 90x90  
DISPONIBLE EN ÉPAISSEUR 20 MM SEULEMENT EN FORMAT 90x90  
20 MM STÄRKE NUR IM FORMAT 90x90 VERFÜGBAR  
(PAG. / SEITE 145)

\* 20MM



R11 A+B+C



10MM

19

Hybrid Off Grey RETTIFICATO 60x120

Hybrid Off Grey Superficie SPAZZOLATA  
HONED / BROSSÉE / GEBÜRSTET  
RETTIFICATO 60x120

20



10MM

73

Hybrid Off Grey RETTIFICATO 60x60

Hybrid Off Grey Superficie SPAZZOLATA  
HONED / BROSSÉE / GEBÜRSTET  
RETTIFICATO 60x60

15



10MM

19

Hybrid Off Taupe RETTIFICATO 60x120

Hybrid Off Taupe Superficie SPAZZOLATA  
HONED / BROSSÉE / GEBÜRSTET  
RETTIFICATO 60x120

20



10MM

73

Hybrid Off Taupe RETTIFICATO 60x60

Hybrid Off Taupe Superficie SPAZZOLATA  
HONED / BROSSÉE / GEBÜRSTET  
RETTIFICATO 60x60

15



11MM

61

Hybrid Off Grey RETTIFICATO 90x90

Hybrid Off Grey Superficie SPAZZOLATA  
HONED / BROSSÉE / GEBÜRSTET  
RETTIFICATO 90x90

60

Hybrid Off Grey RETTIFICATO 90x90 - 20MM

20MM

77



10MM

55

Hybrid Off Grey RETTIFICATO 30x60

Hybrid Off Grey Superficie SPAZZOLATA  
HONED / BROSSÉE / GEBÜRSTET  
RETTIFICATO 30x60

8



SX - LEFT

10MM

DX - RIGHT

77

Hybrid Off Grey Chevron  
RETTIFICATO 9,7x49,8



10MM

70

Hybrid Off Grey  
RETTIFICATO 15x15

**DECORI PAG. 30/31**  
DECORS PAG. 30/31  
DECORATIONS PAG. 30/31  
DEKORE SEITE 30/31

**PEZZI SPECIALI PAG. 31**  
TRIMS PAG. 31  
PIÈCES SPÉCIALES PAG. 31  
SONDERFORMTEILE SEITE 31



11MM

61

Hybrid Off Taupe RETTIFICATO 90x90

Hybrid Off Taupe Superficie SPAZZOLATA  
HONED / BROSSÉE / GEBÜRSTET  
RETTIFICATO 90x90

60

Hybrid Off Taupe RETTIFICATO 90x90 - 20MM

20MM

77




SX - LEFT

10MM

DX - RIGHT

77

Hybrid Off Taupe Chevron  
RETTIFICATO 9,7x49,8



10MM

70

Hybrid Off Taupe  
RETTIFICATO 15x15

**DECORI PAG. 30/31**  
DECORS PAG. 30/31  
DECORATIONS PAG. 30/31  
DEKORE SEITE 30/31

**PEZZI SPECIALI PAG. 31**  
TRIMS PAG. 31  
PIÈCES SPÉCIALES PAG. 31  
SONDERFORMTEILE SEITE 31




11MM

63

Hybrid Off Grey RETTIFICATO 45x90

Hybrid Off Grey Superficie SPAZZOLATA  
HONED / BROSSÉE / GEBÜRSTET  
RETTIFICATO 45x90

61



11MM

63

Hybrid Off Taupe RETTIFICATO 45x90

Hybrid Off Taupe Superficie SPAZZOLATA  
HONED / BROSSÉE / GEBÜRSTET  
RETTIFICATO 45x90

61





DECORI / DECORS / DECORATIONS / DEKORE




Questi decori sono prodotti artigianali: eventuali differenze nella dimensione e nella forma sono da considerarsi caratteristiche della natura del prodotto. Le eventuali differenze di colore o di tono sono la conferma che questo articolo è decorato a mano e conferiscono all'oggetto il valore e le caratteristiche dell'artigianato.

These decors are fully hand made: any variation in shape and dimension are aesthetic features of the product itself. The colour and shape differences confirm the items are hand painted, conferring the typical value and character of a hand crafted product.

Ces décors sont l'oeuvre d'une production artisanale et exécutés un par un à la main. En conséquence, d'éventuelles différences de calibre et d'aspect sont à considérer comme partie intégrante du produit et n'enlève rien à leur qualité. De même, des variations possibles de couleur ou de tonalité confirment le fait que cet article est unique, et donne à l'objet toute sa valeur, en conformité avec les caractéristiques de l'artisanat.

Diese Dekore sind handgemachte Produkte, die in traditioneller Weise vom Handwerker hergestellt werden. Die Unebenheiten an den Kanten und an der Oberfläche sind typische Merkmale von einem Naturprodukt und sollten auch dementsprechend zum Einsatz kommen. Eventuelle Farbabweichungen sind eine Eigenschaft fuer handbemalte Fliesen, die den kuenstlerischen Wert widerspiegeln.



PEZZI SPECIALI  
TRIMS  
PIÈCES SPÉCIALES  
SONDERFORMTEILE


- DISPONIBILI IN TUTTI I COLORI
- Available on all colors
- Disponibles dans toutes les couleurs
- In jeder Farbe verfügbar

- Hybrid Battiscopa 7x60 **48**
- Hybrid Battiscopa 7x60 Superficie SPAZZOLATA HONED / BROSSÉE / GEBÜRSTET **45**
- Hybrid Battiscopa 7x90 **28**
- Hybrid Battiscopa 7x90 Superficie SPAZZOLATA HONED / BROSSÉE / GEBÜRSTET **20**
- Hybrid Battiscopa 7x120 **36**
- Hybrid Battiscopa 7x120 Superficie SPAZZOLATA HONED / BROSSÉE / GEBÜRSTET **31**


SUGGERIMENTI DI POSA / LAYING PROPOSALS / SOLUTIONS DE POSE / VERLEGELÖSUNGEN




SUGGERIMENTO DI POSA 1  
1 LAYING PROPOSAL  
SOLUTION DE POSE 1  
VERLEGELÖSUNG 1




1 MQ/SQM/QM:  
METAL LESS DEC. 23 (PZ/PCS/STK)  
METAL MORE DEC. 23 (PZ/PCS/STK)



SUGGERIMENTO DI POSA 2  
2 LAYING PROPOSAL  
SOLUTION DE POSE 2  
VERLEGELÖSUNG 2




1 MQ/SQM/QM:  
METAL LESS DEC. 45 (PZ/PCS/STK)




SUGGERIMENTO DI POSA 3  
3 LAYING PROPOSAL  
SOLUTION DE POSE 3  
VERLEGELÖSUNG 3



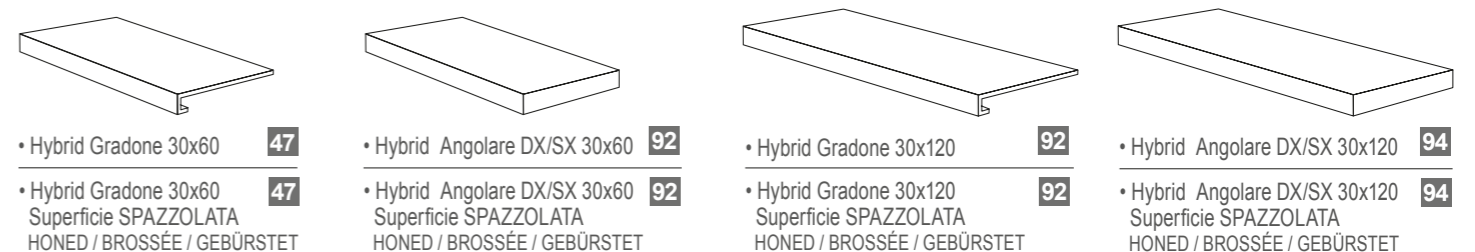
1 MQ/SQM/QM:  
METAL LESS DEC. 11 (PZ/PCS/STK)  
METAL MORE DEC. 11 (PZ/PCS/STK)  
HYBRID 15x15 0,50 (MQ/SQM/QM)



SUGGERIMENTO DI POSA 4  
4 LAYING PROPOSAL  
SOLUTION DE POSE 4  
VERLEGELÖSUNG 4



1 MQ/SQM/QM:  
METAL LESS DEC. 23 (PZ/PCS/STK)  
METAL MORE DEC. 23 (PZ/PCS/STK)



- Hybrid Gradone 30x60 **47**
- Hybrid Angolare DX/SX 30x60 **92**
- Hybrid Gradone 30x120 **92**
- Hybrid Angolare DX/SX 30x120 **94**
- Hybrid Gradone 30x60 Superficie SPAZZOLATA HONED / BROSSÉE / GEBÜRSTET **47**
- Hybrid Angolare DX/SX 30x60 Superficie SPAZZOLATA HONED / BROSSÉE / GEBÜRSTET **92**
- Hybrid Gradone 30x120 Superficie SPAZZOLATA HONED / BROSSÉE / GEBÜRSTET **92**
- Hybrid Angolare DX/SX 30x120 Superficie SPAZZOLATA HONED / BROSSÉE / GEBÜRSTET **94**

IMBALLAGGI E PESI - PACKING AND WEIGHTS - EMBALLAGES ET POIDS - VERPACKUNGEN UND GEWICHTE

Formati Sizes Formats Formate	Superfici Surfaces Surfaces Oberfläche	Pz/Scatola Pcs/Box Pcs/Boîte Stk/Karton	Mq/Scatola Sq. m/Box M2/Boîte QM/Karton	Mq/Pallet Sq. m/Pallet M2/Palette QM/Palette	Scatole/Pallet Boxes/Pallet Boîtes/Palette Karton/Palette	Peso/Scatola Weight/Box Poids/Boîte Gewicht/Karton	Peso/Mq Weight/Mq Poids/Mq Gewicht/QM	Peso Pallet Weight Pallet Poids Palette Gewicht Palette	Dimensione Pallet Sizes Pallet Dimension Palette Paletten Massen
60x120	Hybrid Rett.	2	1,44	51,84	36	32,92 Kg	23,00 Kg	1185,00 Kg	cm 94x122x80 (h)
60x120	Hybrid Superf. Spazz. Rett.	2	1,44	51,84	36	32,92 Kg	23,00 Kg	1185,00 Kg	cm 94x122x80 (h)
90x90	Hybrid Rett.	2	1,62	48,60	30	41,50 Kg	25,62 Kg	1245,00 Kg	cm 95x120x105 (h)
90x90	Hybrid Superf. Spazz. Rett.	2	1,62	48,60	30	41,50 Kg	25,62 Kg	1245,00 Kg	cm 95x120x105 (h)
90x90	Hybrid Rett. - 20 MM	1	0,81	24,30	30	37,80 Kg	46,70 Kg	1134,00 Kg	cm 95x95x80 (h)
45x90	Hybrid Rett.	3	1,215	36,45	30	31,30 Kg	25,76 Kg	939,00 Kg	cm 95x120x60 (h)
45x90	Hybrid Superf. Spazz. Rett.	3	1,215	36,45	30	31,30 Kg	25,76 Kg	939,00 Kg	cm 95x120x60 (h)
60x60	Hybrid Rett.	3	1,08	43,20	40	24,48 Kg	22,67 Kg	979,20 Kg	cm 80x120x80 (h)
60x60	Hybrid Superf. Spazz. Rett.	3	1,08	43,20	40	24,48 Kg	22,67 Kg	979,20 Kg	cm 80x120x80 (h)
30x60	Hybrid Rett.	6	1,08	43,20	40	24,64 Kg	22,81 Kg	985,56 Kg	cm 80x120x80 (h)
30x60	Hybrid Superf. Spazz. Rett.	6	1,08	43,20	40	24,64 Kg	22,81 Kg	985,56 Kg	cm 80x120x80 (h)
9,7x49,8	Hybrid Chevron Rett.	7sx+7 dx	0,672	32,26	48	17,22 Kg	25,62 Kg	826 Kg	cm 80x120x80 (h)
15x15	Hybrid Rett.	44	0,990	64,35	65	22,58 Kg	22,81 Kg	1468,00 Kg	cm 80x120x110 (h)
15x15	Metal Less decoro Rett.	6	-	-	-	-	-	-	-
15x15	Metal More decoro Rett.	6	-	-	-	-	-	-	-
30x30	Hybrid Mosaico	11	-	-	-	-	-	-	-
30x60	Hybrid Fascia	5	-	-	-	-	-	-	-
7x120	Battiscopa/Battiscopa Superf. Spazz.	6	-	-	-	-	-	-	-
7x90	Battiscopa/Battiscopa Superf. Spazz.	6	-	-	-	-	-	-	-
7x60	Battiscopa/Battiscopa Superf. Spazz.	12	-	-	-	-	-	-	-
30x120	Gradone/Gradone Sup. Spazz.	2	-	-	-	-	-	-	-
30x60	Gradone/Gradone Sup. Spazz.	2	-	-	-	-	-	-	-
30x120	Angolare/Angolare Sup. Spazz.	1	-	-	-	-	-	-	-
30x60	Angolare/Angolare Sup. Spazz.	2	-	-	-	-	-	-	-



# LIMESTONE

GRES PORCELLANATO AD IMPASTO COLORATO  
COLOURED BODY PORCELAIN STONEWARE  
GRES CERAME COLORE PLEINE MASSE  
EINGEFÄRBTES FEINSTEINZEUG

# LIMESTONE



WALL: LIMESTONE GREY RETTIFICATO MIX SIZE 15x60/10x60/5x60  
FLOOR: LIMESTONE GREY RETTIFICATO 60x120 / LIMESTONE GREY ANGOLARE 30x120



36 LIMESTONE DARK GREY RETTIFICATO 60x120



LIMESTONE DARK GREY SUPERFICIE SPAZZOLATA RETTIFICATO 60x120



# LIMESTONE

38 WALL: LIMESTONE MOSAICO ESAGONE MIX 29,5x34  
FLOOR: LIMESTONE MOSAICO ESAGONE DARK GREY 29,5x34



LIMESTONE MOSAICO ESAGONE ANTHRACITE 29,5x34 / LIMESTONE MOSAICO ESAGONE CREAM 29,5x34  
LIMESTONE CREAM RETTIFICATO 60x120

GRES PORCELLANATO AD IMPASTO COLORATO  
COLOURED BODY PORCELAIN STONEWARE  
GRES CERAME COLORE PLEINE MASSE  
EINGEFÄRBTES FEINSTEINZEUG

RETTIFICATO  
RECTIFIED  
RECTIFIÉ  
REKTIFIZIERT

SUPERFICIE SPAZZOLATA DISPONIBILE NEI FORMATI 60x120 / 60x60  
HONED SURFACE AVAILABLE ON SIZES 60x120 AND 60x60  
SURFACE BROSSÉE DISPONIBLE EN FORMATS 60x120 ET 60x60  
GEBÜRSTETE OBERFLÄCHE IM FORMAT 60x120 UND 60x60 VERFÜGBAR



# LIMESTONE

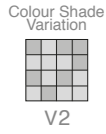
DIGITAL TECHNOLOGY



60x120 / 90x90 / 45x90  
60x60 / 30x60 / 30x30 / 15x15  
Mix size (15x60 / 10x60 / 5x60)  
90x90 20MM

DISPONIBILE IN SPESSORE 20 MM SOLO NEL FORMATO 90x90 NEI COLORI GREY E DARK GREY \*  
AVAILABLE THICKNESS 20 MM ON SIZE 90x90 IN GREY AND DARK GREY COLORS ONLY  
DISPONIBLE EN ÉPAISSEUR 20 MM SEULEMENT EN FORMAT 90x90 DANS LES COULEURS GREY ET DARK GREY  
20 MM STÄRKE NUR IM FORMAT 90x90 IN DEN FARBEN GREY UND DARK GREY VERFÜGBAR  
(PAG. / SEITE 145)

\* 20 MM



10MM

19

Limestone Cream RETTIFICATO 60x120

Limestone Cream Superficie SPAZZOLATA  
HONED / BROSSÉE / GEBÜRSTET  
RETTIFICATO 60x120

20



10MM

73

Limestone Cream RETTIFICATO 60x60

Limestone Cream Superficie SPAZZOLATA  
HONED / BROSSÉE / GEBÜRSTET  
RETTIFICATO 60x60

15




10MM

19

Limestone Grey RETTIFICATO 60x120

Limestone Grey Superficie SPAZZOLATA  
HONED / BROSSÉE / GEBÜRSTET  
RETTIFICATO 60x120

20




10MM

73

Limestone Grey RETTIFICATO 60x60

Limestone Grey Superficie SPAZZOLATA  
HONED / BROSSÉE / GEBÜRSTET  
RETTIFICATO 60x60


15



11MM

61


Limestone Cream RETTIFICATO 90x90



10MM

55


Limestone Cream RETTIFICATO 30x60



10MM

71

Limestone Cream RETTIFICATO  
Mix Size 15x60/10x60/5x60



11MM


61

Limestone Grey RETTIFICATO 90x90

Limestone Grey RETTIFICATO 90x90 - 20MM

20MM


77



10MM

55


Limestone Grey RETTIFICATO 30x60



10MM

71


Limestone Grey RETTIFICATO  
Mix Size 15x60/10x60/5x60



11MM

63

Limestone Cream RETTIFICATO 45x90



10MM

15


10MM

70

Limestone Cream  
RETTIFICATO 30x30

Limestone Cream  
RETTIFICATO 15x15


DECORI PAG. 44/45  
DECORS PAG. 44/45  
DECORATIONS PAG. 44/45  
DEKORE SEITE 44/45



11MM

63

Limestone Grey RETTIFICATO 45x90



10MM

15

10MM

70

Limestone Grey  
RETTIFICATO 30x30

Limestone Grey  
RETTIFICATO 15x15


DECORI PAG. 44/45  
DECORS PAG. 44/45  
DECORATIONS PAG. 44/45  
DEKORE SEITE 44/45

## PEZZI SPECIALI / TRIMS / PIÈCES SPÉCIALES / SONDERFORMTEILE

- DISPONIBILI IN TUTTI I COLORI
- Available on all colors
- Disponibles dans toutes les couleurs
- In jeder Farbe verfügbar



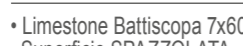
• Limestone Battiscopa 7x60 **48**



• Limestone Battiscopa 7x90 **28**



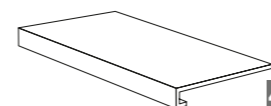
• Limestone Battiscopa 7x120 **36**



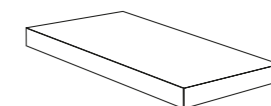
• Limestone Battiscopa 7x60  
Superficie SPAZZOLATA **45**  
HONED / BROSSÉE / GEBÜRSTET



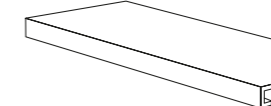
• Limestone Battiscopa 7x120  
Superficie SPAZZOLATA **31**  
HONED / BROSSÉE / GEBÜRSTET



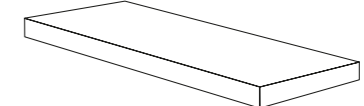
• Limestone Gradone 30x60 **47**



• Limestone Angolare DX/SX 30x60 **92**



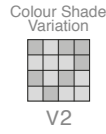
• Limestone Gradone 30x120 **92**



• Limestone Angolare DX/SX 30x120 **94**



\* DISPONIBILE IN SPESSORE 20 MM SOLO NEL FORMATO 90x90 NEI COLORI GREY E DARK GREY  
AVAILABLE THICKNESS 20 MM ON SIZE 90x90 IN GREY AND DARK GREY COLORS ONLY  
DISPONIBLE EN ÉPAISSEUR 20 MM SEULEMENT EN FORMAT 90x90 DANS LES COULEURS GREY ET DARK GREY  
20 MM STÄRKE NUR IM FORMAT 90x90 IN DEN FARBEN GREY UND DARK GREY VERFÜGBAR  
(PAG. / SEITE 145)



Limestone Dark Grey RETTIFICATO 60x120

Limestone Dark Grey Superficie SPAZZOLATA  
HONED / BROSSÉE / GEBÜRSTET  
RETTIFICATO 60x120




Limestone Dark Grey RETTIFICATO 60x60

Limestone Dark Grey Superficie SPAZZOLATA  
HONED / BROSSÉE / GEBÜRSTET  
RETTIFICATO 60x60




Limestone Anthracite RETTIFICATO 60x120

Limestone Anthracite Superficie SPAZZOLATA  
HONED / BROSSÉE / GEBÜRSTET  
RETTIFICATO 60x120




Limestone Anthracite RETTIFICATO 60x60

Limestone Anthracite Superficie SPAZZOLATA  
HONED / BROSSÉE / GEBÜRSTET  
RETTIFICATO 60x60




Limestone Dark Grey RETTIFICATO 90x90


Limestone Dark Grey RETTIFICATO 90x90 - 20MM




Limestone Dark Grey RETTIFICATO 30x60




Limestone Dark Grey RETTIFICATO  
Mix Size 15x60/10x60/5x60




Limestone Anthracite RETTIFICATO 90x90




Limestone Anthracite RETTIFICATO 30x60



Limestone Anthracite RETTIFICATO  
Mix Size 15x60/10x60/5x60




Limestone Dark Grey RETTIFICATO 45x90




Limestone Dark Grey  
RETTIFICATO 30x30

Limestone Dark Grey  
RETTIFICATO 15x15



Limestone Anthracite RETTIFICATO 45x90



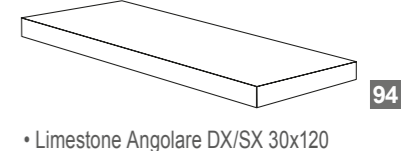
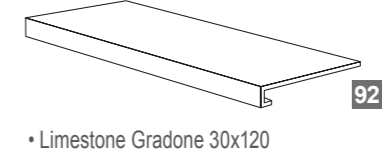
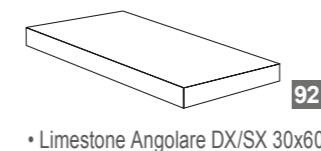
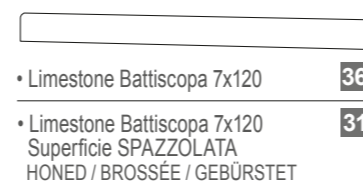

Limestone Anthracite  
RETTIFICATO 30x30

Limestone Anthracite  
RETTIFICATO 15x15

DECORI PAG. 44/45  
DECORS PAG. 44/45  
DECORATIONS PAG. 44/45  
DEKORE SEITE 44/45


PEZZI SPECIALI / TRIMS / PIÈCES SPÉCIALES / SONDERFORMTEILE

- DISPONIBILI IN TUTTI I COLORI
- Available on all colors
- Disponibles dans toutes les couleurs
- In jeder Farbe verfügbar





DECORI / DECORS / DECORATIONS / DEKORE



Limestone Mix Fascia 30x60

Limestone Mix Fascia Superficie SPAZZOLATA  
HONED / BROSSÉE / GEBÜRSTET  
30x60



Limestone Cream Fascia 30x60

Limestone Cream Fascia Superficie SPAZZOLATA  
HONED / BROSSÉE / GEBÜRSTET  
30x60



Limestone Grey Fascia 30x60

Limestone Grey Fascia Superficie SPAZZOLATA  
HONED / BROSSÉE / GEBÜRSTET  
30x60




Limestone Dark Grey Fascia 30x60

Limestone Dark Grey Fascia Superficie SPAZZOLATA  
HONED / BROSSÉE / GEBÜRSTET  
30x60



Limestone Anthracite Fascia 30x60

Limestone Anthracite Fascia Superficie SPAZZOLATA  
HONED / BROSSÉE / GEBÜRSTET  
30x60



Limestone Cream  
Mosaico 30x30




Limestone Grey  
Mosaico 30x30




Limestone Dark Grey  
Mosaico 30x30



Limestone Anthracite  
Mosaico 30x30



Limestone Mosaico  
Esagone Mix 29,5x34



Limestone Mosaico  
Esagone Cream 29,5x34



Limestone Mosaico  
Esagone Grey 29,5x34



Limestone Mosaico  
Esagone Dark Grey 29,5x34



Limestone Mosaico  
Esagone Anthracite 29,5x34

IMBALLAGGI E PESI - PACKING AND WEIGHTS - EMBALLAGES ET POIDS - VERPACKUNGEN UND GEWICHTE

Formati Sizes Formats Formate	Superfici Surfaces Surfaces Oberfläche	Pz/Scatola Pcs/Box Pcs/Boîte Stk/Karton	Mq/Scatola Sq. mt/Box M2/Boîte QM/Karton	Mq/Pallet Sq. mt/Pallet M2/Palette QM/Palette	Scatole/Pallet Boxes/Pallet Boîtes/Palette Karton/Palette	Peso/Scatola Weight/Box Poids/Boîte Gewicht/Karton	Peso/Mq Weight/Mq Poids/Mq Gewicht/QM	Peso Pallet Weight Pallet Poids Palette Gewicht Palette	Dimensione Pallet Sizes Pallet Dimension Palette Paletten Massen
60x120	Limestone Rett.	2	1,44	51,84	36	32,92 Kg	23,00 Kg	1185,00 Kg	cm 94x122x80 (h)
60x120	Limestone Superf. Spazz. Rett.	2	1,44	51,84	36	32,92 Kg	23,00 Kg	1185,00 Kg	cm 94x122x80 (h)
90x90	Limestone Rett.	2	1,62	48,60	30	41,50 Kg	25,62 Kg	1245,00 Kg	cm 95x120x105 (h)
90x90	Limestone Rett. - 20 MM	1	0,81	24,30	30	37,80 Kg	46,70 Kg	1134,00 Kg	cm 95x95x80 (h)
45x90	Limestone Rett.	3	1,215	36,45	30	31,30 Kg	25,76 Kg	939,00 Kg	cm 95x120x60 (h)
60x60	Limestone Rett.	3	1,08	43,20	40	24,48 Kg	22,67 Kg	979,20 Kg	cm 80x120x80 (h)
60x60	Limestone Superf. Spazz. Rett.	3	1,08	43,20	40	24,48 Kg	22,67 Kg	979,20 Kg	cm 80x120x80 (h)
30x60	Limestone Rett.	6	1,08	43,20	40	24,64 Kg	22,81 Kg	985,56 Kg	cm 80x120x80 (h)
30x30	Limestone Rett.	12	1,08	36,72	34	24,63 Kg	22,81 Kg	837,00 Kg	cm 80x120x75 (h)
15x15	Limestone Rett.	44	0,990	64,35	65	22,58 Kg	22,81 Kg	1468,00 Kg	cm 80x120x110 (h)
15x60-10x60-5x60	Limestone Mix Size	18	1,080	34,56	32	24,63 Kg	22,81 Kg	788,00 Kg	cm 80x120x80 (h)
30x30	Limestone Mosaico	11	-	-	-	-	-	-	-
29,5x34	Limestone Mos. Esagone	6	-	-	-	-	-	-	-
30x60	Limestone Fascia	5	-	-	-	-	-	-	-
30x60	Limestone Fascia Superf. Spazz.	5	-	-	-	-	-	-	-
7x120	Battiscopa	6	-	-	-	-	-	-	-
7x120	Battiscopa Superf. Spazz.	6	-	-	-	-	-	-	-
7x90	Battiscopa	6	-	-	-	-	-	-	-
7x60	Battiscopa	12	-	-	-	-	-	-	-
7x60	Battiscopa Superf. Spazz.	12	-	-	-	-	-	-	-
30x120	Gradone	2	-	-	-	-	-	-	-
30x60	Gradone	2	-	-	-	-	-	-	-
30x120	Angolare DX/SX	1	-	-	-	-	-	-	-
30x60	Angolare DX/SX	2	-	-	-	-	-	-	-





# SEASTONE

GRES PORCELLANATO AD IMPASTO COLORATO  
COLOURED BODY PORCELAIN STONEWARE  
GRES CERAME COLORE PLEINE MASSE  
EINGEFÄRBTES FEINSTEINZEUG

SEASTONE



48 SEASTONE GREY RETTIFICATO 45x90



SEASTONE SILVER RETTIFICATO 45x90

GRES PORCELLANATO AD IMPASTO COLORATO  
COLOURED BODY PORCELAIN STONEWARE  
GRES CERAME COLORE PLEINE MASSE  
EINGEFÄRBTES FEINSTEINZEUG

RETTIFICATO  
RECTIFIED  
RECTIFIÉ  
REKTIFIZIERT




# 45x90 / 60x60 / 30x60 / 30x30 / 15x15 Mix size (15x60 / 10x60 / 5x60) 50x100 20MM

DIGITAL TECHNOLOGY



DISPONIBILE IN SPESSORE 20 MM SOLO NEL FORMATO 50x100 NEI COLORI WHITE E GREY \*  
AVAILABLE THICKNESS 20 MM ON SIZE 50x100 IN WHITE AND GREY COLORS ONLY  
DISPONIBLE EN EPAISSEUR 20 MM SEULEMENT EN FORMAT 50x100 DANS LES COULEURS WHITE ET GREY  
20 MM STÄRKE NUR IM FORMAT 50x100 IN DEN FARBEN WHITE UND GREY VERFÜGBAR  
(PAG. / SEITE 145)

\* 20 MM



11 MM

63

Seastone White RETTIFICATO 45x90



10 MM


73

Seastone White RETTIFICATO 60x60



34

Metal Liner 1x90



10 MM

37

Seastone White Mosaico 30x30



10 MM

15

Seastone White RETTIFICATO 30x30



10 MM

55

Seastone White RETTIFICATO 30x60



10 MM

46

Seastone White Fascia 30x60



10 MM

71

Seastone White RETTIFICATO Mix Size 15x60/10x60/5x60



77

Seastone White RETTIFICATO 50x100 - 20MM

20 MM



20

Metal Liner 1,5x60




10 MM

70

Seastone White RETTIFICATO 15x15


## PEZZI SPECIALI / TRIMS / PIÈCES SPÉCIALES / SONDERFORMTEILE

- DISPONIBILI IN TUTTI I COLORI
- Available on all colors
- Disponibles dans toutes les couleurs
- In jeder Farbe verfügbar



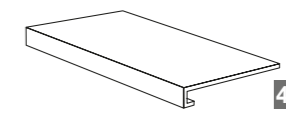
48

• Seastone Battiscopa 7x60



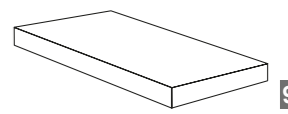
28

• Seastone Battiscopa 7x90



47

• Seastone Gradone 30x60



92

• Seastone Angolare DX/SX 30x60

GRES PORCELLANATO AD IMPASTO COLORATO  
 COLOURED BODY PORCELAIN STONEWARE  
 GRES CERAME COLORE PLEINE MASSE  
 EINGEFÄRBTES FEINSTEINZEUG

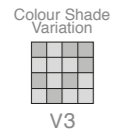
RETTIFICATO  
 RECTIFIED  
 RECTIFIÉ  
 REKTIFIZIERT



# 45x90 / 60x60 / 30x60 / 30x30 / 15x15 Mix size (15x60 / 10x60 / 5x60)

# SEASTONE

DIGITAL TECHNOLOGY



Seastone Beige RETTIFICATO 45x90

11 MM

63



Metal Liner 1x90


34



Seastone Beige RETTIFICATO 60x60

10 MM


73



Seastone Beige Mosaico 30x30

10 MM

37



Seastone Beige RETTIFICATO 30x30

10 MM


15



Seastone Beige RETTIFICATO 30x60

10 MM


55



Seastone Beige Fascia 30x60

10 MM

46



Seastone Beige RETTIFICATO Mix Size 15x60/10x60/5x60


10 MM

71



Metal Liner 1,5x60

20



Seastone Beige RETTIFICATO 15x15

10 MM

70



Seastone Mud RETTIFICATO 45x90

11 MM

63



Metal Liner 1x90


34



Seastone Mud Mosaico 30x30

10 MM

37



Seastone Mud RETTIFICATO 30x30

10 MM


15



Seastone Mud RETTIFICATO 60x60

10 MM


73



Seastone Mud RETTIFICATO 30x60

10 MM

55



Seastone Mud Fascia 30x60

10 MM

46



Seastone Mud RETTIFICATO Mix Size 15x60/10x60/5x60


10 MM

71



Metal Liner 1,5x60

20




Seastone Mud RETTIFICATO 15x15

10 MM

70


## PEZZI SPECIALI / TRIMS / PIÈCES SPÉCIALES / SONDERFORMTEILE

- DISPONIBILI IN TUTTI I COLORI
- Available on all colors
- Disponibles dans toutes les couleurs
- In jeder Farbe verfügbar



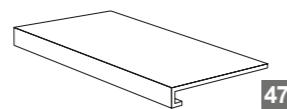
• Seastone Battiscopa 7x60

48



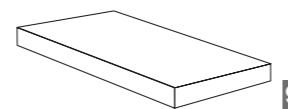
• Seastone Battiscopa 7x90

28



• Seastone Gradone 30x60

47



• Seastone Angolare DX/SX 30x60

92

GRES PORCELLANATO AD IMPASTO COLORATO  
 COLOURED BODY PORCELAIN STONEWARE  
 GRES CERAME COLORE PLEINE MASSE  
 EINGEFÄRBTES FEINSTEINZEUG

RETTIFICATO  
 RECTIFIED  
 RECTIFIÉ  
 REKTIFIZIERT



# 45x90 / 60x60 / 30x60 / 30x30 / 15x15 Mix size (15x60 / 10x60 / 5x60) 50x100 20MM

DIGITAL TECHNOLOGY



DISPONIBILE IN SPESSORE 20 MM SOLO NEL FORMATO 50x100 NEI COLORI WHITE E GREY \*  
 AVAILABLE THICKNESS 20 MM ON SIZE 50x100 IN WHITE AND GREY COLORS ONLY  
 DISPONIBLE EN EPAISSEUR 20 MM SEULEMENT EN FORMAT 50x100 DANS LES COULEURS WHITE ET GREY  
 20 MM STÄRKE NUR IM FORMAT 50x100 IN DEN FARBEN WHITE UND GREY VERFÜGBAR  
 (PAG. / SEITE 145)

\* 20 MM



Colour Shade  
 Variation  
 V3



11 MM


63

Seastone Moka RETTIFICATO 45x90



34


Metal Liner 1x90



10 MM

73


Seastone Moka RETTIFICATO 60x60



10 MM

37

Seastone Moka  
 Mosaico 30x30



10 MM

15

Seastone Moka  
 RETTIFICATO 30x30



10 MM

55

Seastone Moka RETTIFICATO 30x60



10 MM

46

Seastone Moka Fascia 30x60



10 MM


71

Seastone Moka RETTIFICATO  
 Mix Size 15x60/10x60/5x60



20

Metal Liner 1,5x60



10 MM

70

Seastone Moka  
 RETTIFICATO 15x15



11 MM

63

Seastone Grey RETTIFICATO 45x90



34

Metal Liner 1x90



10 MM

73

Seastone Grey RETTIFICATO 60x60



10 MM

37

Seastone Grey  
 Mosaico 30x30



10 MM

15

Seastone Grey  
 RETTIFICATO 30x30



10 MM

55

Seastone Grey RETTIFICATO 30x60



10 MM

46

Seastone Grey Fascia 30x60



10 MM

71

Seastone Grey RETTIFICATO  
 Mix Size 15x60/10x60/5x60



20

Metal Liner 1,5x60



10 MM

70

Seastone Grey  
 RETTIFICATO 15x15



20 MM

Seastone Grey RETTIFICATO 50x100 - 20MM


## PEZZI SPECIALI / TRIMS / PIÈCES SPÉCIALES / SONDERFORMTEILE

- DISPONIBILI IN TUTTI I COLORI
- Available on all colors
- Disponibles dans toutes les couleurs
- In jeder Farbe verfügbar



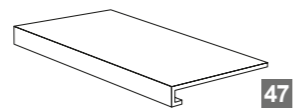
48

• Seastone Battiscopa 7x60



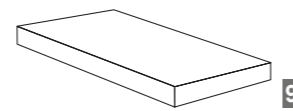
28

• Seastone Battiscopa 7x90




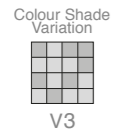
47

• Seastone Gradone 30x60



92

• Seastone Angolare DX/SX 30x60




Seastone Silver RETTIFICATO 45x90




Seastone Silver RETTIFICATO 60x60



Metal Liner 1x90



Seastone Silver Mosaico 30x30




Seastone Silver RETTIFICATO 30x30



Seastone Silver RETTIFICATO 30x60



Seastone Silver Fascia 30x60




Seastone Silver RETTIFICATO Mix Size 15x60/10x60/5x60



Metal Liner 1,5x60



Seastone Silver RETTIFICATO 15x15




Seastone Anthracite RETTIFICATO 45x90




Seastone Anthracite RETTIFICATO 60x60



Metal Liner 1x90



Seastone Anthracite Mosaico 30x30



Seastone Anthracite RETTIFICATO 30x30



Seastone Anthracite RETTIFICATO 30x60



Seastone Anthracite Fascia 30x60



Seastone Anthracite RETTIFICATO Mix Size 15x60/10x60/5x60



Metal Liner 1,5x60




Seastone Anthracite RETTIFICATO 15x15


PEZZI SPECIALI / TRIMS / PIÈCES SPÉCIALES / SONDERFORMTEILE

• DISPONIBILI IN TUTTI I COLORI

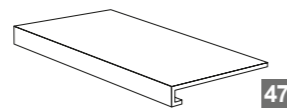
- Available on all colors
- Disponibles dans toutes les couleurs
- In jeder Farbe verfügbar



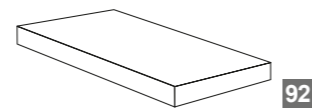
• Seastone Battiscopa 7x60



• Seastone Battiscopa 7x90



• Seastone Gradone 30x60



• Seastone Angolare DX/SX 30x60

IMBALLAGGI E PESI - PACKING AND WEIGHTS - EMBALLAGES ET POIDS - VERPACKUNGEN UND GEWICHTE

Formati Sizes Formats Formate	Superfici Surfaces Surfaces Oberfläche	Pz/Scatola Pcs/Box Pcs/Boite Stk/Karton	Mq/Scatola Sq. m/Box M2/Boite QM/Karton	Mq/Pallet Sq. m/Pallet M2/Palette QM/Palette	Scatole/Pallet Boxes/Pallet Boites/Palette Karton/Palette	Peso/Scatola Weight/Box Poids/Boite Gewicht/Karton	Peso/Mq Weight/Mq Poids/Mq Gewicht/QM	Peso Pallet Weight Pallet Poids Palette Gewicht Palette	Dimensione Pallet Sizes Pallet Dimension Palette Paletten Massen
50x100	Seastone Rett. - 20MM	1	0,5	25,00	50	23,66 Kg	47,32 Kg	1183 Kg	cm 105x105x63,5 (h)
45x90	Seastone Rett.	3	1,215	36,45	30	30,49 Kg	25,10 Kg	915 Kg	cm 95x120x60 (h)
60x60	Seastone Rett.	3	1,08	43,20	40	23,38 Kg	21,64 Kg	935 Kg	cm 80x120x75 (h)
30x60	Seastone Rett.	6	1,08	51,84	48	23,33 Kg	21,60 Kg	1120 Kg	cm 80x120x75 (h)
30x30	Seastone Rett.	12	1,08	36,72	34	23,38 Kg	21,65 Kg	795 Kg	cm 80x120x75 (h)
15x15	Seastone Rett.	44	0,99	64,35	65	21,23 Kg	21,43 Kg	1380 Kg	cm 80x120x110 (h)
15x60-10x60-5x60	Seastone Mix Size	18	1,08	34,56	32	23,44 Kg	21,70 Kg	750 Kg	cm 80x120x80 (h)
30x30	Seastone Mosaico	11	-	-	-	-	-	-	-
30x60	Seastone Fascia	5	-	-	-	-	-	-	-
1,5x60	Metal Liner	12	-	-	-	-	-	-	-
1x90	Metal Liner	8	-	-	-	-	-	-	-
7x90	Battiscopa	6	-	-	-	-	-	-	-
7x60	Battiscopa	12	-	-	-	-	-	-	-
30x60	Gradone	2	-	-	-	-	-	-	-
30x60	Angolare DX/SX	2	-	-	-	-	-	-	-



# MARVEL

GRES PORCELLANATO AD IMPASTO COLORATO  
COLOURED BODY PORCELAIN STONEWARE  
GRES CERAME COLORE PLEINE MASSE  
EINGEFÄRBTES FEINSTEINZEUG

GRES PORCELLANATO AD IMPASTO COLORATO  
COLOURED BODY PORCELAIN STONEWARE  
GRES CERAME COLORE PLEINE MASSE  
EINGEFÄRBTES FEINSTEINZEUG

RETTIFICATO  
RECTIFIED  
RECTIFIÉ  
REKTIFIZIERT



60x60 / 30x60  
Roman pattern (60x60 / 30x60 / 30x30 / 15x30 / 15x15)

MARVEL

DIGITAL TECHNOLOGY

10MM

R9




Colour Shade  
Variation  
V3



Marvel White RETTIFICATO 60x60

73



Marvel White RETTIFICATO 30x60

55



Marvel Mix  
Mosaico 30x30

R9

37



ROMAN PATTERN 5 FORMATI  
Marvel White RETTIFICATO  
(60x60 - 30x60 - 30x30 - 15x30 - 15x15)

82

SCATOLA/BOX/BOITE/KARTON 0.74 MQ/SMQ/M2/QM:  
1 PZ/PC/STK 60x60 CM  
1 PZ/PC/STK 30x60 CM  
1 PZ/PC/STK 30x30 CM  
2 PZ/PC/STK 15x30 CM  
1 PZ/PC/STK 15x15 CM

UNICA POSSIBILITÀ DI POSA FUGA TASSATIVA DI 2 MM  
ONLY POSSIBLE LAYOUT RIGIDLY FIXED JOINT OF 2 MM  
SEULE POSSIBILITÉ DE POSE JOINT IMPERATIF DE 2 MM  
EINZIGE VERLEGEART LT. BILD UNBEDINGT MIT EINER FUGE VON 2 MM

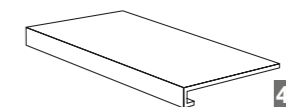
PEZZI SPECIALI / TRIMS / PIÈCES SPÉCIALES / SONDERFORMTEILE

- DISPONIBILI IN TUTTI I COLORI
- Available on all colors
- Disponibles dans toutes les couleurs
- In jeder Farbe verfügbar



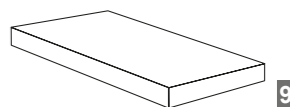
48

• Marvel Battiscopa 7x60



47

• Marvel Gradone 30x60



92

• Marvel Angolare DX/SX 30x60

60 INDOOR - WALL: MARVEL MIX MOSAICO 30x30 - FLOOR: MARVEL WHITE RETTIFICATO 60x60  
OUTDOOR: GRIP RUSTIC MARVEL WHITE 49x49 / GRIP RUSTIC MARVEL WHITE 32,5x49 / GRIP RUSTIC MARVEL WHITE 32,5x32,5  
(suggerimento di posa R pag. 143 - laying proposal R pag. 143 - solution de pose R pag. 143 - Verlegelösung R Seite 143)



GRES PORCELLANATO AD IMPASTO COLORATO  
COLOURED BODY PORCELAIN STONEWARE  
GRES CERAME COLORE PLEINE MASSE  
EINGEFÄRBTES FEINSTEINZEUG

RETTIFICATO  
RECTIFIED  
RECTIFIÉ  
REKTIFIZIERT



60x60 / 30x60  
Roman pattern (60x60 / 30x60 / 30x30 / 15x30 / 15x15)

MARVEL

DIGITAL TECHNOLOGY



Colour Shade Variation  
V3



Marvel Beige RETTIFICATO 60x60

73



Marvel Beige RETTIFICATO 30x60

55



Marvel Mix  
Mosaico 30x30



37



ROMAN PATTERN 5 FORMATI  
Marvel Beige RETTIFICATO  
(60x60 - 30x60 - 30x30 - 15x30 - 15x15)

82


SCATOLA/BOX/BOITE/KARTON 0.74 MQ/SMQ/M2/QM:  
1 PZ/PC/STK 60x60 CM  
1 PZ/PC/STK 30x60 CM  
1 PZ/PC/STK 30x30 CM  
2 PZ/PC/STK 15x30 CM  
1 PZ/PC/STK 15x15 CM

UNICA POSSIBILITÀ DI POSA FUGA TASSATIVA DI 2 MM  
ONLY POSSIBLE LAYOUT RIGIDLY FIXED JOINT OF 2 MM  
SEULE POSSIBILITÉ DE POSE JOINT IMPERATIF DE 2 MM  
EINZIGE VERLEGEART LT. BILD UNBEDINGT MIT EINER FUGE VON 2 MM



Marvel Grey RETTIFICATO 60x60

73



Marvel Grey RETTIFICATO 30x60

55



Marvel Mix  
Mosaico 30x30



37



ROMAN PATTERN 5 FORMATI  
Marvel Grey RETTIFICATO  
(60x60 - 30x60 - 30x30 - 15x30 - 15x15)


82

SCATOLA/BOX/BOITE/KARTON 0.74 MQ/SMQ/M2/QM:  
1 PZ/PC/STK 60x60 CM  
1 PZ/PC/STK 30x60 CM  
1 PZ/PC/STK 30x30 CM  
2 PZ/PC/STK 15x30 CM  
1 PZ/PC/STK 15x15 CM

UNICA POSSIBILITÀ DI POSA FUGA TASSATIVA DI 2 MM  
ONLY POSSIBLE LAYOUT RIGIDLY FIXED JOINT OF 2 MM  
SEULE POSSIBILITÉ DE POSE JOINT IMPERATIF DE 2 MM  
EINZIGE VERLEGEART LT. BILD UNBEDINGT MIT EINER FUGE VON 2 MM

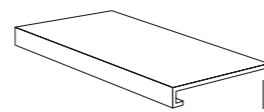
PEZZI SPECIALI / TRIMS / PIÈCES SPÉCIALES / SONDERFORMTEILE

- DISPONIBILI IN TUTTI I COLORI
- Available on all colors
- Disponibles dans toutes les couleurs
- In jeder Farbe verfügbar



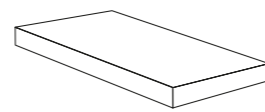
48

• Marvel Battiscopa 7x60



47

• Marvel Gradone 30x60



92

• Marvel Angolare DX/SX 30x60

IMBALLAGGI E PESI - PACKING AND WEIGHTS - EMBALLAGES ET POIDS - VERPACKUNGEN UND GEWICHTE

Formati Sizes Formats Formate	Superfici Surfaces Surfaces Oberfläche	Pz/Scatola Pcs/Box Pcs/Boîte Stk/Karton	Mq/Scatola Sq. mt/Box M2/Boîte QM/Karton	Mq/Pallet Sq. mt/Pallet M2/Palette QM/Palette	Scatole/Pallet Boxes/Pallet Boîtes/Palette Karton/Palette	Peso/Scatola Weight/Box Poids/Boîte Gewicht/Karton	Peso/Mq Weight/Mq Poids/Mq Gewicht/QM	Peso Pallet Weight Pallet Poids Palette Gewicht Palette	Dimensione Pallet Size Pallet Dimension Palette Paletten Massen
60x60	Marvel Rett.	3	1,08	43,20	40	24,13 Kg	22,34 Kg	965 Kg	cm 80x120x75 (h)
30x60	Marvel Rett.	6	1,08	51,84	48	23,96 Kg	22,18 Kg	1150 Kg	cm 80x120x75 (h)
Roman Pattern	Marvel Rett.	6	0,74	22,20	30	16,53 Kg	22,34 Kg	495 Kg	cm 80x120x75 (h)
30x30	Marvel Mix Mosaico	11	-	-	-	-	-	-	-
7x60	Battiscopa	12	-	-	-	-	-	-	-
30x60	Gradone	2	-	-	-	-	-	-	-
30x60	Angolare DX/SX	2	-	-	-	-	-	-	-



**DISIGUAL**

GRES PORCELLANATO AD IMPASTO COLORATO  
COLOURED BODY PORCELAIN STONEWARE  
GRES CERAME COLORE PLEINE MASSE  
EINGEFÄRBTES FEINSTEINZEUG

GRES PORCELLANATO AD IMPASTO COLORATO  
 COLOURED BODY PORCELAIN STONWARE  
 GRES CERAME COLORE PLEINE MASSE  
 EINGEFÄRBTES FEINSTEINZEUG

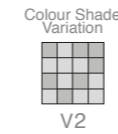
RETTIFICATO  
 RECTIFIED  
 RECTIFIÉ  
 REKTIFIZIERT



90x90 / 45x90  
 60x60 / 30x60 / 30x30 / 15x15  
 Mix size (15x60 / 10x60 / 5x60)

DISIGUAL

DIGITAL TECHNOLOGY



Disigual Beige RETTIFICATO 90x90

11 MM


61



Disigual Beige RETTIFICATO 60x60

10 MM


73



Disigual Beige RETTIFICATO 30x60

10 MM


55



Disigual Beige RETTIFICATO 45x90

11 MM

63



Disigual Beige RETTIFICATO  
 Mix Size 15x60/10x60/5x60

10 MM


71



Disigual Beige  
 RETTIFICATO 30x30

10 MM

15



Disigual Beige  
 RETTIFICATO 15x15


10 MM

70

DECORI PAG. 71  
 DECORS PAG. 71  
 DECORATIONS PAG. 71  
 DEKORE SEITE 71


PEZZI SPECIALI / TRIMS / PIÈCES SPÉCIALES / SONDERFORMTEILE

- DISPONIBILI IN TUTTI I COLORI
- Available on all colors
- Disponibles dans toutes les couleurs
- In jeder Farbe verfügbar



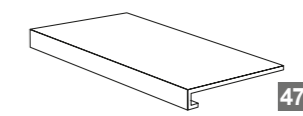
48

• Disigual Battiscopa 7x60



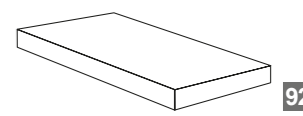
28

• Disigual Battiscopa 7x90



47

• Disigual Gradone 30x60



92

• Disigual Angolare DX/SX 30x60

GRES PORCELLANATO AD IMPASTO COLORATO  
COLOURED BODY PORCELAIN STONEWARE  
GRES CERAME COLORE PLEINE MASSE  
EINGEFÄRBTES FEINSTEINZEUG

RETTIFICATO  
RECTIFIED  
RECTIFIÉ  
REKTIFIZIERT




90x90 / 45x90  
60x60 / 30x60 / 30x30 / 15x15  
Mix size (15x60 / 10x60 / 5x60)  
50x100 20MM

DISIGUAL

DIGITAL TECHNOLOGY



\* DISPONIBILE IN SPESSORE 20 MM SOLO NEL FORMATO 50x100 NEI COLORI GREY E ANTHRACITE  
AVAILABLE THICKNESS 20 MM ON SIZE 50x100 IN GREY AND ANTHRACITE COLORS ONLY  
DISPONIBLE EN EPAISSEUR 20 MM SEULEMENT EN FORMAT 50x100 DANS LES COULEURS GREY ET ANTHRACITE  
20 MM STÄRKE NUR IM FORMAT 50x100 IN DEN FARBEN GREY UND ANTHRACITE VERFÜGBAR  
(PAG. / SEITE 145)



Disigual Grey RETTIFICATO 90x90


11 MM



Disigual Grey RETTIFICATO 60x60

10 MM


73



Disigual Grey RETTIFICATO 30x60

10 MM


55



Disigual Grey RETTIFICATO 45x90

11 MM


63



Disigual Grey RETTIFICATO  
Mix Size 15x60/10x60/5x60

10 MM

71



Disigual Grey RETTIFICATO 50x100 - 20MM

20 MM

77



Disigual Grey  
RETTIFICATO 30x30

10 MM

15



Disigual Grey  
RETTIFICATO 15x15

10 MM


70



Disigual Clay RETTIFICATO 90x90

11 MM

61



Disigual Clay RETTIFICATO 60x60

10 MM


73



Disigual Clay RETTIFICATO 30x60

10 MM


55



Disigual Clay RETTIFICATO 45x90

11 MM


63



Disigual Clay RETTIFICATO  
Mix Size 15x60/10x60/5x60

10 MM

71



Disigual Clay  
RETTIFICATO 30x30

10 MM

15



Disigual Clay  
RETTIFICATO 15x15


10 MM

70

DECORI PAG. 71  
DECORS PAG. 71  
DECORATIONS PAG. 71  
DEKORE SEITE 71


PEZZI SPECIALI / TRIMS / PIÈCES SPÉCIALES / SONDERFORMTEILE

- DISPONIBILI IN TUTTI I COLORI
- Available on all colors
- Disponibles dans toutes les couleurs
- In jeder Farbe verfügbar



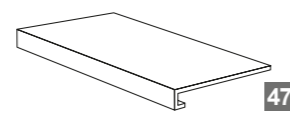
48

• Disigual Battiscopa 7x60



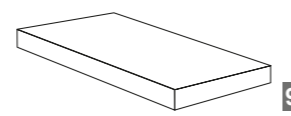
28

• Disigual Battiscopa 7x90



47

• Disigual Gradone 30x60



92

• Disigual Angolare DX/SX 30x60

GRES PORCELLANATO AD IMPASTO COLORATO  
COLOURED BODY PORCELAIN STONEWARE  
GRES CERAME COLORE PLEINE MASSE  
EINGEFÄRBTES FEINSTEINZEUG

RETTIFICATO  
RECTIFIED  
RECTIFIÉ  
REKTIFIZIERT



90x90 / 45x90  
60x60 / 30x60 / 30x30 / 15x15  
Mix size (15x60 / 10x60 / 5x60)  
50x100 20MM

DISIGUAL

DIGITAL TECHNOLOGY



\* 20 MM R11 A+B

\* DISPONIBILE IN SPESSORE 20 MM SOLO NEL FORMATO 50x100 NEI COLORI GREY E ANTHRACITE  
AVAILABLE THICKNESS 20 MM ON SIZE 50x100 IN GREY AND ANTHRACITE COLORS ONLY  
DISPONIBLE EN EPAISSEUR 20 MM SEULEMENT EN FORMAT 50x100 DANS LES COULEURS GREY ET ANTHRACITE  
20 MM STÄRKE NUR IM FORMAT 50x100 IN DEN FARBEN GREY UND ANTHRACITE VERFÜGBAR  
(PAG. / SEITE 145)

Colour Shade Variation  
V2



Disigual Anthracite RETTIFICATO 90x90


11 MM



Disigual Anthracite RETTIFICATO 60x60

10 MM

73



Disigual Anthracite RETTIFICATO 30x60


10 MM

55



Disigual Anthracite RETTIFICATO 45x90


11 MM



Disigual Anthracite RETTIFICATO  
Mix Size 15x60/10x60/5x60

10 MM

71



Disigual Anthracite RETTIFICATO 50x100 - 20MM

20 MM



Disigual Anthracite  
RETTIFICATO 30x30

10 MM

15



Disigual Anthracite  
RETTIFICATO 15x15

10 MM

70

DECORI / DECORS / DECORATIONS / DEKORE



Disigual Beige Fascia 30x60

10 MM


46



Disigual Grey Fascia 30x60

10 MM

46



Disigual Clay Fascia 30x60

10 MM

46



Disigual Anthracite Fascia 30x60

10 MM

46




Metal Liner 1x90

34



Metal Liner 1,5x60


20



Disigual Beige  
Mosaico 30x30

10 MM


37



Disigual Grey  
Mosaico 30x30

10 MM


37



Disigual Clay  
Mosaico 30x30

10 MM

37




Disigual Anthracite  
Mosaico 30x30

10 MM

37

PEZZI SPECIALI / TRIMS / PIÈCES SPÉCIALES / SONDERFORMTEILE

- DISPONIBILI IN TUTTI I COLORI
- Available on all colors
- Disponibles dans toutes les couleurs
- In jeder Farbe verfügbar



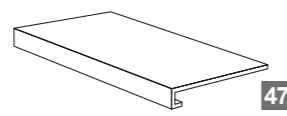
48

• Disigual Battiscopa 7x60



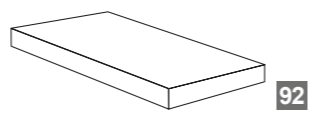
28

• Disigual Battiscopa 7x90



47

• Disigual Gradone 30x60



92

• Disigual Angolare DX/SX 30x60

IMBALLAGGI E PESI - PACKING AND WEIGHTS - EMBALLAGES ET POIDS - VERPACKUNGEN UND GEWICHTE

Formati Sizes Formats Formate	Superfici Surfaces Surfaces Oberfläche	Pz/Scatola Pcs/Box Pcs/Boîte Stk/Karton	Mq/Scatola Sq. mt/Box M2/Boîte Qm/Karton	Mq/Pallet Sq. mt/Pallet M2/Palette Qm/Palette	Scatole/Pallet Boxes/Pallet Boîtes/Palette Karton/Palette	Peso/Scatola Weight/Box Poids/Boîte Gewicht/Karton	Peso/Mq Weight/Mq Poids/Mq Gewicht/QM	Peso Pallet Weight Pallet Poids Palette Gewicht Palette	Dimensione Pallet Sizes Pallet Dimension Palette Paletten Massen
50x100	Disigual - 20MM	1	0,5	25,00	50	23,66 Kg	47,32 Kg	1183 Kg	cm 105x105x63,5 (h)
90x90	Disigual	2	1,62	48,60	30	41,00 Kg	25,31 Kg	1230 Kg	cm 95x120x105 (h)
45x90	Disigual	3	1,215	36,45	30	30,50 Kg	25,10 Kg	915 Kg	cm 95x120x60 (h)
60x60	Disigual	3	1,08	43,20	40	25,38 Kg	23,50 Kg	1015 Kg	cm 80x120x75 (h)
30x60	Disigual	6	1,08	43,20	40	25,38 Kg	23,50 Kg	1015 Kg	cm 80x120x75 (h)
30x30	Disigual	12	1,08	36,72	34	24,12 Kg	22,35 Kg	820 Kg	cm 80x120x75 (h)
15x15	Disigual	44	0,99	64,35	65	22,69 Kg	22,92 Kg	1475 Kg	cm 80x120x110 (h)
15x60-10x60-5x60	Disigual Mix Size	18	1,08	34,56	32	24,43 Kg	22,62 Kg	780 Kg	cm 80x120x75 (h)
30x60	Disigual Fascia	5	-	-	-	-	-	-	-
30x30	Disigual Mosaico	11	-	-	-	-	-	-	-
1x90	Metal Liner	8	-	-	-	-	-	-	-
1,5x60	Metal Liner	12	-	-	-	-	-	-	-
7x90	Battiscopa	6	-	-	-	-	-	-	-
7x60	Battiscopa	12	-	-	-	-	-	-	-
30x60	Gradone	2	-	-	-	-	-	-	-
30x60	Angolare DX/SX	2	-	-	-	-	-	-	-



# REUSED

GRES PORCELLANATO AD IMPASTO COLORATO  
COLOURED BODY PORCELAIN STONEWARE  
GRES CERAME COLORE PLEINE MASSE  
EINGEFÄRBTES FEINSTEINZEUG



REUSED


74 WALL: REUSED MOSAICO ROMBO COLD 17x30  
FLOOR: REUSED MUD RETTIFICATO 60x60



WALL: REUSED LIGHT GREY RETTIFICATO 30x60 / REUSED LIGHT GREY FASCIA 30x60 / REUSED LIGHT GREY MOSAICO 30x30  
REUSED MOSAICO ESAGONE COLD 29,5x34 - FLOOR: REUSED LIGHT GREY RETTIFICATO 60x60



76 REUSED CEMENTINE COLD RETTIFICATO 20x20



REUSED

REUSED ANTHRACITE RETTIFICATO MIX SIZE 15x60/10x60/5x60



GRES PORCELLANATO AD IMPASTO COLORATO  
COLOURED BODY PORCELAIN STONEWARE  
GRES CERAME COLORE PLEINE MASSE  
EINGEFÄRBTES FEINSTEINZEUG


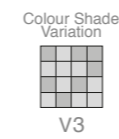
RETTIFICATO  
RECTIFIED  
RECTIFIÉ  
REKTIFIZIERT




45x90 / 60x60 / 30x60  
30x30 / 20x20 / 15x15  
Mix size (15x60 / 10x60 / 5x60)

REUSED


DIGITAL TECHNOLOGY




Reused Bone RETTIFICATO 45x90



Reused Bone RETTIFICATO 60x60




Reused Bone  
RETTIFICATO 30x30



Reused Bone RETTIFICATO 30x60



Reused Bone  
RETTIFICATO 20x20



Reused Bone RETTIFICATO  
Mix Size 15x60/10x60/5x60




Reused Bone  
RETTIFICATO 15x15


DECORI PAG. 84/85  
DECORS PAG. 84/85  
DECORATIONS PAG. 84/85  
DEKORE SEITE 84/85

PEZZI SPECIALI / TRIMS / PIÈCES SPÉCIALES / SONDERFORMTEILE

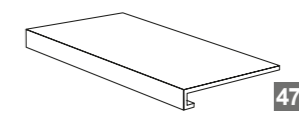
- DISPONIBILI IN TUTTI I COLORI
- Available on all colors
- Disponibles dans toutes les couleurs
- In jeder Farbe verfügbar



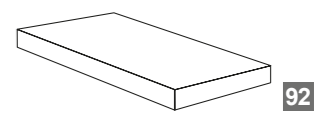
• Reused Battiscopa 7x60



• Reused Battiscopa 7x90



• Reused Gradone 30x60



• Reused Angolare DX/SX 30x60

GRES PORCELLANATO AD IMPASTO COLORATO  
COLOURED BODY PORCELAIN STONWARE  
GRES CERAME COLORE PLEINE MASSE  
EINGEFÄRBTES FEINSTEINZEUG

RETTIFICATO  
RECTIFIED  
RECTIFIÉ  
REKTIFIZIERT




45x90 / 60x60 / 30x60  
30x30 / 20x20 / 15x15  
Mix size (15x60 / 10x60 / 5x60)

REUSED

DIGITAL TECHNOLOGY



Colour Shade  
Variation  
V3



Reused Cotto RETTIFICATO 45x90

11 MM


63



Reused Cotto RETTIFICATO 60x60

10 MM


73



Reused Cotto  
RETTIFICATO 30x30

10 MM


15



Reused Cotto RETTIFICATO 30x60

10 MM


55



Reused Cotto  
RETTIFICATO 20x20

10 MM

60



Reused Cotto RETTIFICATO  
Mix Size 15x60/10x60/5x60

10 MM


71



Reused Cotto  
RETTIFICATO 15x15

10 MM


70



Reused Mud RETTIFICATO 45x90

11 MM


63



Reused Mud RETTIFICATO 60x60

10 MM


73



Reused Mud  
RETTIFICATO 30x30

10 MM


15



Reused Mud RETTIFICATO 30x60

10 MM


55



Reused Mud  
RETTIFICATO 20x20

10 MM

60



Reused Mud RETTIFICATO  
Mix Size 15x60/10x60/5x60

10 MM

71



Reused Mud  
RETTIFICATO 15x15

10 MM


70

DECORI PAG. 84/85  
DECORS PAG. 84/85  
DECORATIONS PAG. 84/85  
DEKORE SEITE 84/85

DECORI PAG. 84/85  
DECORS PAG. 84/85  
DECORATIONS PAG. 84/85  
DEKORE SEITE 84/85

PEZZI SPECIALI / TRIMS / PIÈCES SPÉCIALES / SONDERFORMTEILE

- DISPONIBILI IN TUTTI I COLORI
- Available on all colors
- Disponibles dans toutes les couleurs
- In jeder Farbe verfügbar



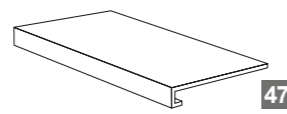
48

• Reused Battiscopa 7x60



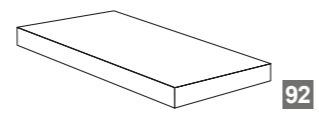
28

• Reused Battiscopa 7x90



47

• Reused Gradone 30x60



92

• Reused Angolare DX/SX 30x60

GRES PORCELLANATO AD IMPASTO COLORATO  
COLOURED BODY PORCELAIN STONWARE  
GRES CERAME COLORE PLEINE MASSE  
EINGEFÄRBTES FEINSTEINZEUG

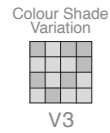
RETTIFICATO  
RECTIFIED  
RECTIFIÉ  
REKTIFIZIERT



45x90 / 60x60 / 30x60  
30x30 / 20x20 / 15x15  
Mix size (15x60 / 10x60 / 5x60)

REUSED


DIGITAL TECHNOLOGY



Reused Light Grey RETTIFICATO 45x90

11 MM


63



Reused Light Grey RETTIFICATO 60x60

10 MM

73



Reused Light Grey  
RETTIFICATO 30x30

10 MM

15



Reused Light Grey RETTIFICATO 30x60

10 MM


55



Reused Light Grey  
RETTIFICATO 20x20

10 MM

60



Reused Light Grey RETTIFICATO  
Mix Size 15x60/10x60/5x60

10 MM


71



Reused Light Grey  
RETTIFICATO 15x15

10 MM


70



Reused Anthracite RETTIFICATO 45x90

11 MM


63



Reused Anthracite RETTIFICATO 60x60

10 MM


73



Reused Anthracite  
RETTIFICATO 30x30

10 MM


15



Reused Anthracite RETTIFICATO 30x60

10 MM


55



Reused Anthracite  
RETTIFICATO 20x20

10 MM

60



Reused Anthracite RETTIFICATO  
Mix Size 15x60/10x60/5x60

10 MM

71



Reused Anthracite  
RETTIFICATO 15x15

10 MM


70

DECORI PAG. 84/85  
DECORS PAG. 84/85  
DECORATIONS PAG. 84/85  
DEKORE SEITE 84/85

DECORI PAG. 84/85  
DECORS PAG. 84/85  
DECORATIONS PAG. 84/85  
DEKORE SEITE 84/85

PEZZI SPECIALI / TRIMS / PIÈCES SPÉCIALES / SONDERFORMTEILE

- DISPONIBILI IN TUTTI I COLORI
- Available on all colors
- Disponibles dans toutes les couleurs
- In jeder Farbe verfügbar



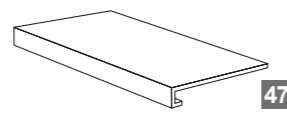
48

• Reused Battiscopa 7x60



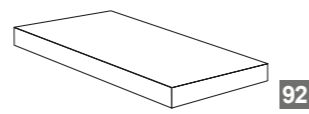
28

• Reused Battiscopa 7x90



47

• Reused Gradone 30x60




92

• Reused Angolare DX/SX 30x60



DECORI / DECORS / DECORATIONS / DEKORE



Reused Mud Fascia 30x60



Reused Mud Mosaico 30x30



Reused Mud Mosaico Multisize 30x30



Reused Bone Fascia 30x60




Reused Light Grey Fascia 30x60




Reused Bone Mosaico 30x30



Reused Light Grey Mosaico 30x30



Reused Bone Mosaico Multisize 30x30



Reused Light Grey Mosaico Multisize 30x30



Reused Cotto Fascia 30x60




Reused Anthracite Fascia 30x60



Reused Cotto Mosaico 30x30



Reused Anthracite Mosaico 30x30



Reused Cotto Mosaico Multisize 30x30




Reused Anthracite Mosaico Multisize 30x30




Metal Liner 1x90




Metal Liner 1,5x60




Reused Mosaico Rombo Warm 17x30




Reused Mosaico Esagone Warm 29,5x34




Reused Mosaico Esagone Cold 29,5x34



Reused Mosaico Rombo Cold 17x30



Reused Cementine Warm RETTIFICATO 20x20 (soggetti misti - mixed decor design - motifs différents - verschiedene Motive)



Reused Cementine Cold RETTIFICATO 20x20 (soggetti misti - mixed decor design - motifs différents - verschiedene Motive)

IMBALLAGGI E PESI - PACKING AND WEIGHTS - EMBALLAGES ET POIDS - VERPACKUNGEN UND GEWICHTE

Formati Sizes Formats	Superfici Surfaces Oberfläche	Pz/Scatola Pcs/Box Pcs/Boîte Stk/Karton	Mq/Scatola Sq. mt/Box M2/Boîte Qm/Karton	Mq/Pallet Sq. mt/Pallet M2/Palette Qm/Palette	Scatole/Pallet Boxes/Pallet Boîtes/Palette Karton/Palette	Peso/Scatola Weight/Box Poids/Boîte Gewicht/Karton	Peso/Mq Weight/Mq Poids/Mq Gewicht/QM	Peso Pallet Weight Pallet Poids Palette Gewicht Palette	Dimensione Pallet Sizes Pallet Dimension Palette Paletten Massen
45x90	Reused Rett.	3	1,215	36,45	30	30,49 Kg	25,10 Kg	915 Kg	cm 95x120x60 (h)
60x60	Reused Rett.	3	1,08	43,20	40	23,38 Kg	21,64 Kg	935 Kg	cm 80x120x75 (h)
30x60	Reused Rett.	6	1,08	51,84	48	23,33 Kg	21,60 Kg	1120 Kg	cm 80x120x75 (h)
30x30	Reused Rett.	12	1,08	36,72	34	23,38 Kg	21,65 Kg	795 Kg	cm 80x120x75 (h)
20x20	Reused Rett.	25	1,00	42,00	42	21,90 Kg	21,90 Kg	920 Kg	cm 80x120x80 (h)
15x15	Reused Rett.	44	0,99	64,35	65	21,23 Kg	21,43 Kg	1380 Kg	cm 80x120x110 (h)
15x60-10x60-5x60	Reused Mix Size	18	1,08	34,56	32	23,44 Kg	21,70 Kg	750 Kg	cm 80x120x80 (h)
30x30	Reused Mosaico	11	-	-	-	-	-	-	-
30x30	Reused Mosaico Multisize	11	-	-	-	-	-	-	-
30x60	Reused Fascia	5	-	-	-	-	-	-	-
17x30	Reused Mosaico Rombo	12	-	-	-	-	-	-	-
29,5x34	Reused Mosaico Esagone	6	-	-	-	-	-	-	-
20x20	Reused Cementine	25	1,00	42,00	42,00	21,90 Kg	21,90 Kg	920 Kg	cm 80x120x80 (h)
1,5x60	Metal Liner	12	-	-	-	-	-	-	-
1x90	Metal Liner	8	-	-	-	-	-	-	-
7x90	Battiscopa	6	-	-	-	-	-	-	-
7x60	Battiscopa	12	-	-	-	-	-	-	-
30x60	Gradone	2	-	-	-	-	-	-	-
30x60	Angolare DX/SX	2	-	-	-	-	-	-	-



# STAGE

GRES PORCELLANATO AD IMPASTO COLORATO  
COLOURED BODY PORCELAIN STONEWARE  
GRES CERAME COLORE PLEINE MASSE  
EINGEFÄRBTES FEINSTEINZEUG

GRES PORCELLANATO AD IMPASTO COLORATO  
 COLOURED BODY PORCELAIN STONWARE  
 GRES CERAME COLORE PLEINE MASSE  
 EINGEFÄRBTES FEINSTEINZEUG

RETTIFICATO  
 RECTIFIED  
 RECTIFIÉ  
 REKTIFIZIERT



75x75 / 37,5x75 / 25x75  
 60x60 / 30x60 / 20x60 / 10x60 / 5x60

STAGE

DIGITAL TECHNOLOGY



Colour Shade  
 Variation  
 V2




Stage Cream RETTIFICATO 75x75

57




Stage Cream RETTIFICATO 60x60

73




Stage Cream RETTIFICATO 37,5x75

63




Stage Cream RETTIFICATO 30x60

55




Stage Cream RETTIFICATO 25x75

72



Stage Cream RETTIFICATO 20x60

8



Stage Cream RETTIFICATO 10x60

51

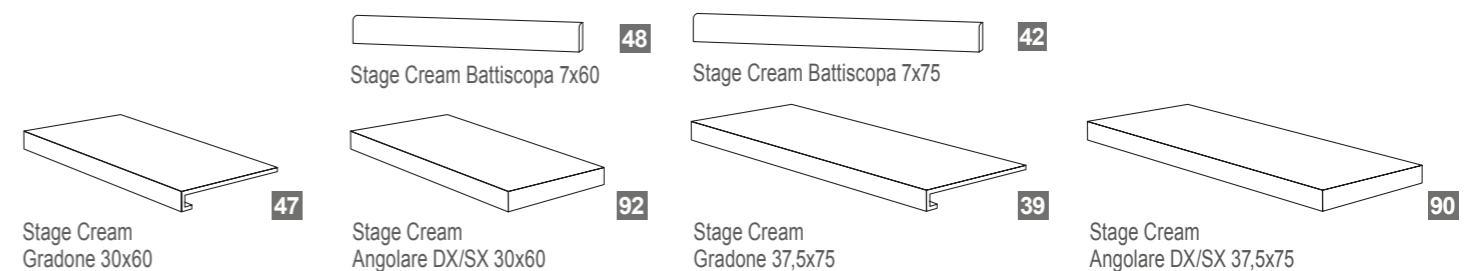


Stage Cream RETTIFICATO 5x60

60

DECORI PAG. 93  
 DECORS PAG. 93  
 DECORATIONS PAG. 93  
 DEKORE SEITE 93

PEZZI SPECIALI / TRIMS / PIÈCES SPÉCIALES / SONDERFORMTEILE



60x60 / 30x60 / 20x60 / 10x60 / 5x60  
50x100 20MM

GRES PORCELLANATO AD IMPASTO COLORATO  
COLOURED BODY PORCELAIN STONEWARE  
GRES CERAME COLORE PLEINE MASSE  
EINGEFÄRBTES FEINSTEINZEUG

RETTIFICATO  
RECTIFIED  
RECTIFIÉ  
REKTIFIZIERT



75x75 / 37,5x75 / 25x75  
60x60 / 30x60 / 20x60 / 10x60 / 5x60  
50x100 20MM

STAGE

DIGITAL TECHNOLOGY



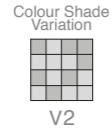
R11 A+B

\* DISPONIBILE IN SPESSORE 20 MM SOLO NEL FORMATO 50x100 NEI COLORI MUD E GREY  
AVAILABLE THICKNESS 20 MM ON SIZE 50x100 IN MUD AND GREY COLORS ONLY  
DISPONIBLE EN EPAISSEUR 20 MM SEULEMENT EN FORMAT 50x100 DANS LES COULEURS MUD ET GREY  
20 MM STÄRKE NUR IM FORMAT 50x100 IN DEN FARBEN MUD UND GREY VERFÜGBAR  
(PAG. / SEITE 145)

DISPONIBILE IN SPESSORE 20 MM SOLO NEL FORMATO 50x100 NEI COLORI MUD E GREY \*  
AVAILABLE THICKNESS 20 MM ON SIZE 50x100 IN MUD AND GREY COLORS ONLY  
DISPONIBLE EN EPAISSEUR 20 MM SEULEMENT EN FORMAT 50x100 DANS LES COULEURS MUD ET GREY  
20 MM STÄRKE NUR IM FORMAT 50x100 IN DEN FARBEN MUD UND GREY VERFÜGBAR  
(PAG. / SEITE 145)



R11 A+B




73

Stage Mud RETTIFICATO 60x60




55

Stage Mud RETTIFICATO 30x60



8

Stage Mud RETTIFICATO 20x60



51

Stage Mud RETTIFICATO 10x60



60

Stage Mud RETTIFICATO 5x60



77

Stage Mud RETTIFICATO 50x100 - 20MM



DECORI PAG. 93  
DECORS PAG. 93  
DECORATIONS PAG. 93  
DEKORE SEITE 93




57

Stage Grey RETTIFICATO 75x75



63

Stage Grey RETTIFICATO 37,5x75



72

Stage Grey RETTIFICATO 25x75



77

Stage Grey RETTIFICATO 50x100 - 20MM




73

Stage Grey RETTIFICATO 60x60




55

Stage Grey RETTIFICATO 30x60



8

Stage Grey RETTIFICATO 20x60



51

Stage Grey RETTIFICATO 10x60



60

Stage Grey RETTIFICATO 5x60

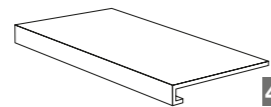
DECORI PAG. 93  
DECORS PAG. 93  
DECORATIONS PAG. 93  
DEKORE SEITE 93

PEZZI SPECIALI / TRIMS / PIÈCES SPÉCIALES / SONDERFORMTEILE



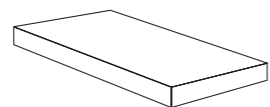
48

Stage Mud Battiscopa 7x60



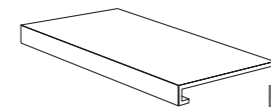
47

Stage Mud Gradone 30x60



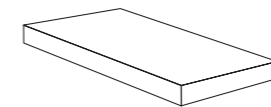
92

Stage Mud Angolare DX/SX 30x60



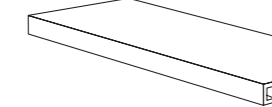
47

Stage Grey Gradone 30x60



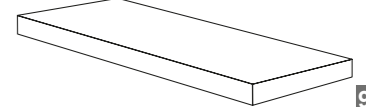
92

Stage Grey Angolare DX/SX 30x60




39

Stage Grey Gradone 37,5x75




90

Stage Grey Angolare DX/SX 37,5x75



48

Stage Grey Battiscopa 7x60



42

Stage Grey Battiscopa 7x75

GRES PORCELLANATO AD IMPASTO COLORATO  
COLOURED BODY PORCELAIN STONEWARE  
GRES CERAME COLORE PLEINE MASSE  
EINGEFÄRBTES FEINSTEINZEUG

RETTIFICATO  
RECTIFIED  
RECTIFIÉ  
REKTIFIZIERT



75x75 / 37,5x75 / 25x75  
60x60 / 30x60 / 20x60 / 10x60 / 5x60

STAGE

DIGITAL TECHNOLOGY




DECORI / DECORS / DECORATIONS / DEKORE

Colour Shade Variation  
V2




Stage Anthracite RETTIFICATO 75x75

57




Stage Anthracite RETTIFICATO 37,5x75

63



Stage Anthracite RETTIFICATO 25x75

72



Stage Anthracite RETTIFICATO 60x60

73




Stage Anthracite RETTIFICATO 30x60

55



Stage Anthracite RETTIFICATO 20x60

8



Stage Anthracite RETTIFICATO 10x60


51



Stage Anthracite RETTIFICATO 5x60

60

DECORI PAG. 93  
DECORS PAG. 93  
DECORATIONS PAG. 93  
DEKORE SEITE 93



Stage Cream Fascia 30x60

46



Stage Grey Fascia 30x60

46



Stage Mud Fascia 30x60

46



Stage Anthracite Fascia 30x60

46




Metal Liner 1x75

44




Metal Liner 1,5x60

20



Stage Cream Mosaico 30x30

37




Stage Mud Mosaico 30x30

37



Stage Grey Mosaico 30x30

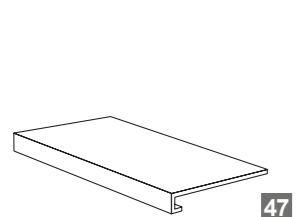
37



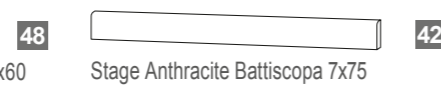
Stage Anthracite Mosaico 30x30

37

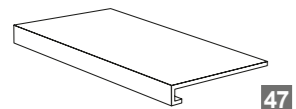
PEZZI SPECIALI / TRIMS / PIÈCES SPÉCIALES / SONDERFORMTEILE



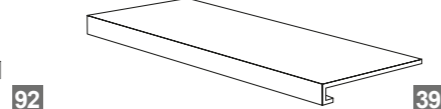
Stage Anthracite Battiscopa 7x60



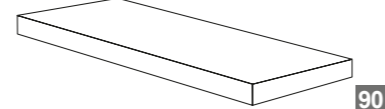
Stage Anthracite Battiscopa 7x75



Stage Anthracite Angolare DX/SX 30x60



Stage Anthracite Angolare DX/SX 37,5x75



Stage Anthracite Angolare DX/SX 37,5x75

IMBALLAGGI E PESI - PACKING AND WEIGHTS - EMBALLAGES ET POIDS - VERPACKUNGEN UND GEWICHTE

Formati Sizes Formats Formate	Superfici Surfaces Surfaces Oberfläche	Pz/Scatola Pcs/Box Pcs/Boîte Stk/Karton	Mq/Scatola Sq. m/Box M2/Boîte QM/Karton	Mq/Pallet Sq. m/Pallet M2/Palette QM/Palette	Scatole/Pallet Boxes/Pallet Boîtes/Palette Karton/Palette	Peso/Scatola Weight/Box Poids/Boîte Gewicht/Karton	Peso/Mq Weight/Mq Poids/Mq Gewicht/QM	Peso Pallet Weight Pallet Poids Palette Gewicht Palette	Dimensione Pallet Sizes Pallet Dimension Palette Paletten Massen
50x100	Stage Rett. - 20MM	1	0,5	25,00	50	23,66 Kg	47,32 Kg	1183 Kg	cm 105x105x63,5 (h)
75x75	Stage Rett.	2	1,125	47,25	42	22,86 Kg	22,86 Kg	1080 Kg	cm 80x120x90 (h)
37,5x75	Stage Rett.	4	1,125	54,00	48	25,00 Kg	22,22 Kg	1200 Kg	cm 80x120x90 (h)
25x75	Stage Rett.	4	0,75	33,00	44	16,95 Kg	22,61 Kg	746 Kg	cm 80x120x90 (h)
60x60	Stage Rett.	3	1,08	43,20	40	22,25 Kg	20,61 Kg	890 Kg	cm 80x120x75 (h)
30x60	Stage Rett.	6	1,08	51,84	48	21,78 Kg	20,16 Kg	1045 Kg	cm 80x120x75 (h)
20x60	Stage Rett.	12	1,44	43,20	30	29,68 Kg	20,60 Kg	890 Kg	cm 80x120x80 (h)
10x60	Stage Rett.	9	0,54	37,80	70	11,10 Kg	20,55 Kg	777 Kg	cm 80x120x75 (h)
5x60	Stage Rett.	17	0,51	40,80	80	10,37 Kg	20,34 Kg	830 Kg	cm 80x120x75 (h)
30x60	Stage Fascia	5	-	-	-	-	-	-	-
30x30	Stage Mosaico	11	-	-	-	-	-	-	-
1x75	Metal Liner	15	-	-	-	-	-	-	-
1,5x60	Metal Liner	12	-	-	-	-	-	-	-
7x75	Battiscopa	9	-	-	-	-	-	-	-
7x60	Battiscopa	12	-	-	-	-	-	-	-
30x60	Gradone	2	-	-	-	-	-	-	-
30x60	Angolare DX/SX	2	-	-	-	-	-	-	-
37,5x75	Gradone	2	-	-	-	-	-	-	-
37,5x75	Angolare DX/SX	2	-	-	-	-	-	-	-





# BLOCK STORM FOREST

GRES PORCELLANATO AD IMPASTO COLORATO  
COLOURED BODY PORCELAIN STONEWARE  
GRES CERAME COLORE PLEINE MASSE  
EINGEFÄRBTES FEINSTEINZEUG



GRES PORCELLANATO AD IMPASTO COLORATO  
COLOURED BODY PORCELAIN STONEWARE  
GRES CERAME COLORE PLEINE MASSE  
EINGEFÄRBTES FEINSTEINZEUG

NON RETTIFICATO  
NOT RECTIFIED  
PAS RECTIFIÉ  
NICHT REKTIFIZIERT




30x60

**BLOCK**




Colour Shade Variation  
V2



Block White 30x60



Block White Mosaico 30x30



Block Beige 30x60



Block Beige Mosaico 30x30



Block Grey 30x60



Block Grey Mosaico 30x30



Block Anthracite 30x60



Block Anthracite Mosaico 30x30

**PEZZI SPECIALI / TRIMS / PIÈCES SPÉCIALES / SONDERFORMTEILE**

- DISPONIBILE IN TUTTI I COLORI
- Available on all colors
- Disponible dans toutes les couleurs
- In jeder Farbe verfügbar



• Block Battiscopa 7x60

**IMBALLAGGI E PESI - PACKING AND WEIGHTS - EMBALLAGES ET POIDS - VERPACKUNGEN UND GEWICHTE**


Formati Sizes Formats	Superfici Surfaces Oberfläche	Pz/Scatola Pcs/Box Pcs/Boîte Stk/Karton	Mq/Scatola Sq. m/Box M2/Boîte QM/Karton	Mq/Pallet Sq. m/Pallet M2/Palette QM/Palette	Scatole/Pallet Boxes/Pallet Boîtes/Palette Karton/Palette	Peso/Scatola Weight/Box Poids/Boîte Gewicht/Karton	Peso/Mq Weight/Mq Poids/Mq Gewicht/QM	Peso Pallet Weight Pallet Poids Palette Gewicht Palette	Dimensione Pallet Sizes Pallet Dimension Palette
30x60	Block	6	1,08	51,84	48	23,53 Kg	21,79 Kg	1130 Kg	cm 80x120x75 (h)
30x30	Block Mosaico	11	-	-	-	-	-	-	-
7x60	Battiscopa	12	-	-	-	-	-	-	-

GRES PORCELLANATO AD IMPASTO COLORATO  
COLOURED BODY PORCELAIN STONEWARE  
GRES CERAME COLORE PLEINE MASSE  
EINGEFÄRBTES FEINSTEINZEUG

NON RETTIFICATO  
NOT RECTIFIED  
PAS RECTIFIÉ  
NICHT REKTIFIZIERT

30x60

STORM




Storm White 30x60

11



Storm White Fascia 30x60

46



Storm White Mosaico 30x30

34




Storm Grey 30x60

11



Storm Grey Fascia 30x60

46



Storm Grey Mosaico 30x30

34



Storm Black 30x60

11



Storm Black Fascia 30x60

46



Storm Black Mosaico 30x30

34




GRES PORCELLANATO AD IMPASTO COLORATO  
COLOURED BODY PORCELAIN STONEWARE  
GRES CERAME COLORE PLEINE MASSE  
EINGEFÄRBTES FEINSTEINZEUG

NON RETTIFICATO  
NOT RECTIFIED  
PAS RECTIFIÉ  
NICHT REKTIFIZIERT

30x60

FOREST




Forest Cream 30x60

11



Forest Cream Fascia 30x60

46



Forest Cream Mosaico 30x30

37




Forest Grey 30x60

11



Forest Grey Fascia 30x60

46



Forest Grey Mosaico 30x30

37




Forest Dark Grey 30x60

11




Forest Dark Grey Fascia 30x60

46



Forest Dark Grey Mosaico 30x30

37



Forest Black 30x60

11



Forest Black Fascia 30x60

46



Forest Black Mosaico 30x30

37



PEZZI SPECIALI / TRIMS / PIÈCES SPÉCIALES / SONDERFORMTEILE

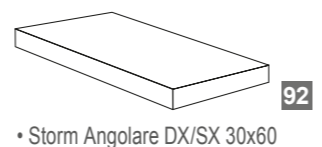
- DISPONIBILI IN TUTTI I COLORI
- Available on all colors
- Disponibles dans toutes les couleurs
- In jeder Farbe verfügbar



48



47



92

• Storm Battiscopa 7x60

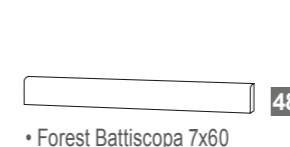
• Storm Gradone 30x60

• Storm Angolare DX/SX 30x60

IMBALLAGGI E PESI - PACKING AND WEIGHTS - EMBALLAGES ET POIDS - VERPACKUNGEN UND GEWICHTE									
Formati Sizes Formats Formate	Superfici Surfaces Surfaces Oberfläche	Pz/Scatola Pcs/Box Pcs/Boîte Stk/Karton	Mq/Scatola Sq. mt/Box M2/Boîte QM/Karton	Mq/Pallet Sq. mt/Pallet M2/Palette QM/Palette	Scatole/Pallet Boxes/Pallet Boîtes/Palette Karton/Palette	Peso/Scatola Weight/Box Poids/Boîte Gewicht/Karton	Peso/Mq Weight/Mq Poids/Mq Gewicht/QM	Peso Pallet Weight Pallet Poids Palette Gewicht Palette	Dimensione Pallet Sizes Pallet Dimension Palette Paletten Massen
30x60	Storm	6	1,08	51,84	48	23,53 Kg	21,79 Kg	1130 Kg	cm 80x120x75 (h)
30x60	Storm Fascia	5	-	-	-	-	-	-	-
30x30	Storm Mosaico	4	-	-	-	-	-	-	-
7x60	Battiscopa	12	-	-	-	-	-	-	-
30x60	Gradone	2	-	-	-	-	-	-	-
30x60	Angolare DX/SX	2	-	-	-	-	-	-	-

PEZZI SPECIALI / TRIMS / PIÈCES SPÉCIALES / SONDERFORMTEILE

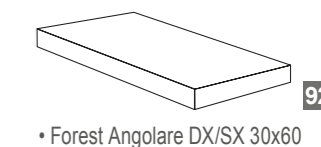
- DISPONIBILI IN TUTTI I COLORI
- Available on all colors
- Disponibles dans toutes les couleurs
- In jeder Farbe verfügbar



48



47



92

• Forest Battiscopa 7x60

• Forest Gradone 30x60

• Forest Angolare DX/SX 30x60

IMBALLAGGI E PESI - PACKING AND WEIGHTS - EMBALLAGES ET POIDS - VERPACKUNGEN UND GEWICHTE									
Formati Sizes Formats Formate	Superfici Surfaces Surfaces Oberfläche	Pz/Scatola Pcs/Box Pcs/Boîte Stk/Karton	Mq/Scatola Sq. mt/Box M2/Boîte QM/Karton	Mq/Pallet Sq. mt/Pallet M2/Palette QM/Palette	Scatole/Pallet Boxes/Pallet Boîtes/Palette Karton/Palette	Peso/Scatola Weight/Box Poids/Boîte Gewicht/Karton	Peso/Mq Weight/Mq Poids/Mq Gewicht/QM	Peso Pallet Weight Pallet Poids Palette Gewicht Palette	Dimensione Pallet Sizes Pallet Dimension Palette Paletten Massen
30x60	Forest	6	1,08	51,84	48	23,53 Kg	21,79 Kg	1130 Kg	cm 80x120x75 (h)
30x60	Forest Fascia	5	-	-	-	-	-	-	-
30x30	Forest Mosaico	11	-	-	-	-	-	-	-
7x60	Battiscopa	12	-	-	-	-	-	-	-
30x60	Gradone	2	-	-	-	-	-	-	-
30x60	Angolare DX/SX	2	-	-	-	-	-	-	-



# HAMPTON

GRES PORCELLANATO AD IMPASTO COLORATO  
COLOURED BODY PORCELAIN STONEWARE  
GRES CERAME COLORE PLEINE MASSE  
EINGEFÄRBTES FEINSTEINZEUG

GRES PORCELLANATO AD IMPASTO COLORATO  
COLOURED BODY PORCELAIN STONEWARE  
GRES CERAME COLORE PLEINE MASSE  
EINGEFÄRBTES FEINSTEINZEUG

RETTIFICATO  
RECTIFIED  
RECTIFIÉ  
REKTIFIZIERT



30x120 / 20x120

HAMPTON

DIGITAL TECHNOLOGY

10,5 MM

R9

Colour Shade Variation  
V3



57

Hampton Light RETTIFICATO 30x120



63

Hampton Light RETTIFICATO 20x120



57

Hampton Medium RETTIFICATO 30x120



63

Hampton Medium RETTIFICATO 20x120



57

Hampton Dark RETTIFICATO 30x120

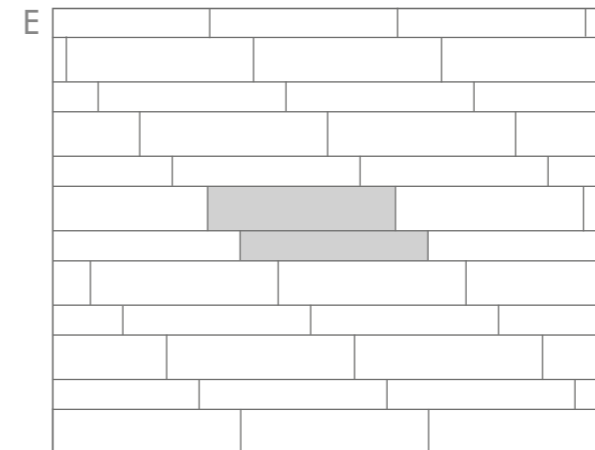


63

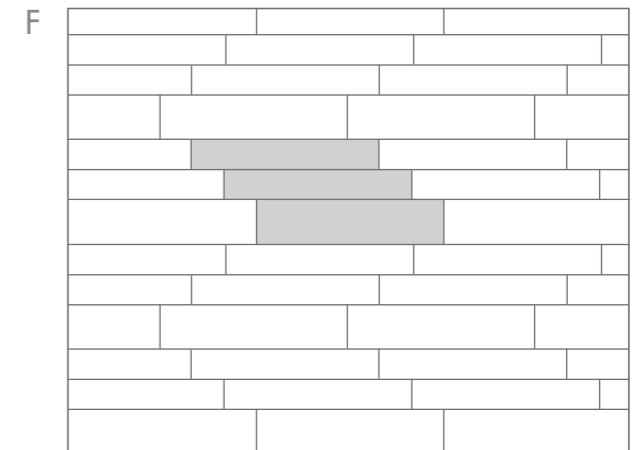
Hampton Dark RETTIFICATO 20x120

SUGGERIMENTI DI POSA

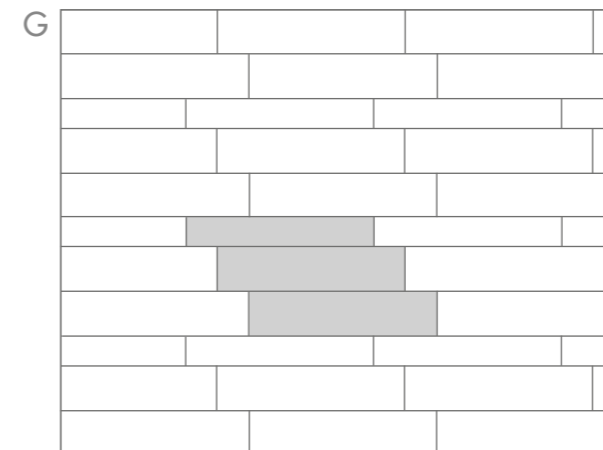
LAYING PROPOSALS / SOLUTIONS DE POSE / VERLEGELÖSUNGEN



Formati Sizes Formats	Pz/modulo Pcs/scheme Pc/module Stk/modul	% / mq % / mq % / mq
30x120	1	60%
20x120	1	40%



Formati Sizes Formats	Pz/modulo Pcs/scheme Pc/module Stk/modul	% / mq % / mq % / mq
30x120	1	43%
20x120	2	57%



Formati Sizes Formats	Pz/modulo Pcs/scheme Pc/module Stk/modul	% / mq % / mq % / mq
30x120	2	75%
20x120	1	25%

! Per una posa ottimale della **Serie Hampton**, consigliamo vivamente una fuga di 2 mm, che diventa **OBBLIGATORIA** per le pose in Multiformato: (30x120 / 20x120). Per un risultato eccellente suggeriamo di utilizzare una stuccatura dello stesso colore dell'articolo posato. Posa consigliata con una sfalsatura tra ciascun listello non superiore a 30 cm circa.

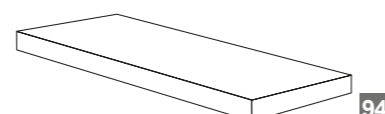

For best installation of this **Hampton Line**, we strongly recommend using a 2 mm grout joint, that became **MANDATORY** in Multisizes installations: (30x120 / 20x120). For the correct finish, we recommend use of colour-matched grout. When laying, you are recommended not to stagger the strips by more than about 30 cm.

Pour obtenir le meilleur resultat esthétique, nous conseillons de poser cette **Serie Hampton**, avec un joint de 2 mm entre les carreaux, qui devient **IMPERATIF** en cas de pose en Calpinage: (30x120 / 20x120) et d'utiliser un mastic de la même couleur du carrelage posé. Pose conseillée avec un décalage entre chaque listel non supérieur à environ 30 cm.

Fuer eine optimale Verlegung der **Serie Hampton**, empfehlen wir eine Fugenbreite von 2 mm. Bei einer Modul-Verlegung der Serie Hampton, mit den Formate: (30x120 / 20x120) muss eine Fugenbreite von 2 mm eingehalten werden. Bei Nichteinhaltung ist eine Fachgerechte Modul-Verlegung nicht möglich. Das Fugenmaterial sollte den Farbton der Fliese entsprechen, um einen guten optische Effekt zu erzielen. Wir empfehlen eine Verlegung mit einer Verschiebung zwischen den einzelnen Leisten von nicht mehr als ungefähr 30 cm.

PEZZI SPECIALI / TRIMS / PIÈCES SPÉCIALES / SONDERFORMTEILE

- DISPONIBILI IN TUTTI I COLORI
- Available on all colors
- Disponibles dans toutes les couleurs
- In jeder Farbe verfügbar



• Hampton Battiscopa 7x120

• Hampton Gradone 30x120

• Hampton Angolare DX/SX 30x120

IMBALLAGGI E PESI - PACKING AND WEIGHTS - EMBALLAGES ET POIDS - VERPACKUNGEN UND GEWICHTE

Formati Sizes Formats	Superfici Surfaces Surfaces Oberfläche	Pz/Scatola Pcs/Box Pcs/Boîte Stk/Karton	Mq/Scatola Sq. m/Box M2/Boîte QM/Karton	Mq/Pallet Sq. m/Pallet M2/Palette QM/Palette	Scatole/Pallet Boxes/Pallet Boîtes/Palette Karton/Palette	Peso/Scatola Weight/Box Poids/Boîte Gewicht/Karton	Peso/Mq Weight/Mq Poids/Mq Gewicht/QM	Peso Pallet Weight Pallet Poids Palette Gewicht Palette	Dimensione Pallet Sizes Pallet Dimension Palette Paletten Masse
30x120	Hampton Rett.	3	1,08	51,84	48	26,66 Kg	24,68 Kg	1280 Kg	cm 96x122x75 (h)
20x120	Hampton Rett.	3	0,72	43,20	60	17,00 Kg	23,61 Kg	1020 Kg	cm 86x124x63 (h)
7x120	Hampton Battiscopa	6	-	-	-	-	-	-	-
30x120	Angolare DX/SX	1	-	-	-	-	-	-	-
30x120	Gradone	2	-	-	-	-	-	-	-



**EXPO**

GRES PORCELLANATO  
PORCELAIN STONEWARE  
GRES CERAME  
FEINSTEINZEUG

EXPO



GRES PORCELLANATO  
PORCELAIN STONEWARE  
GRES CERAME  
FEINSTEINZEUG


RETTIFICATO  
RECTIFIED  
RECTIFIÉ  
REKTIFIZIERT



15x90 / 22,5x90


EXPO

DIGITAL TECHNOLOGY



Expo Off White RETTIFICATO 22,5x90

51



Expo Off White RETTIFICATO 15x90

51



Expo Off White Muretto 30x30

24



Expo Off White Mosaico 30x30

37




Expo Multicolor RETTIFICATO 22,5x90

51



Expo Multicolor RETTIFICATO 15x90

51



Expo Multicolor Muretto 30x30

24

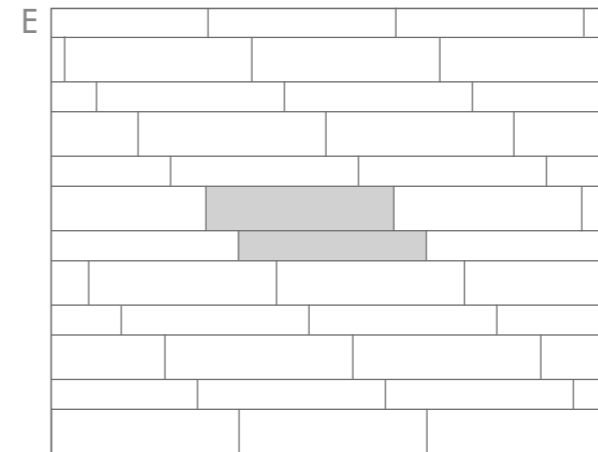


Expo Multicolor Mosaico 30x30

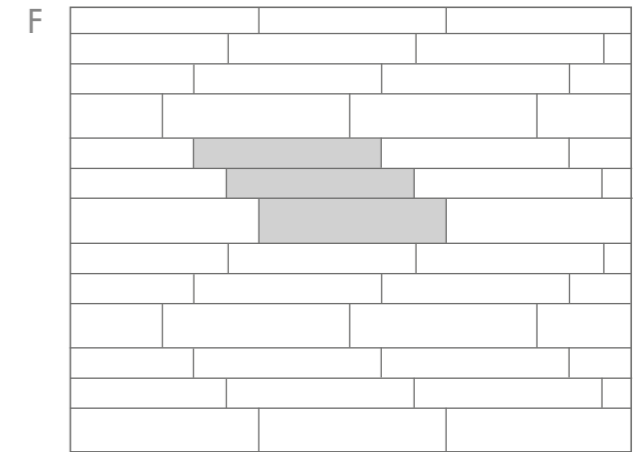
37

SUGGERIMENTI DI POSA

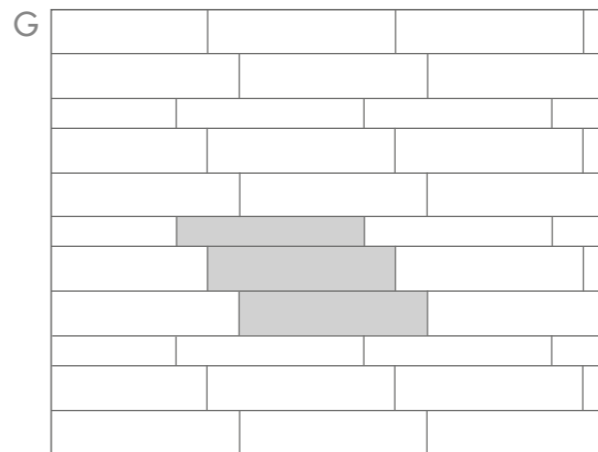
LAYING PROPOSALS / SOLUTIONS DE POSE / VERLEGELÖSUNGEN



Formati Sizes Formats Formate	Pz/modulo Pcs/scheme Pc/module Stk/modul	% / mq % / mq % / mq % / mq
22,5x90	1	60%
15x90	1	40%



Formati Sizes Formats Formate	Pz/modulo Pcs/scheme Pc/module Stk/modul	% / mq % / mq % / mq % / mq
22,5x90	1	43%
15x90	2	57%



Formati Sizes Formats Formate	Pz/modulo Pcs/scheme Pc/module Stk/modul	% / mq % / mq % / mq % / mq
22,5x90	2	75%
15x90	1	25%

! Per una posa ottimale della Serie Expo, consigliamo vivamente una fuga di 2 mm, che diventa OBBLIGATORIA per le pose in Multiformato: (22,5x90 / 15x90). Per un risultato eccellente suggeriamo di utilizzare una stuccatura dello stesso colore dell'articolo posato. Posa consigliata con una sfalsatura tra ciascun listello non superiore a 15 cm circa.


For best installation of this Expo Line, we strongly recommend using a 2 mm grout joint, that became MANDATORY in Multisizes installations: (22,5x90 / 15x90). For the correct finish, we recommend use of colour-matched grout. When laying, you are recommended not to stagger the strips by more than about 15 cm.

Pour obtenir le meilleur resultat esthétique, nous conseillons de poser cette Serie Expo, avec un joint de 2 mm entre les carreaux, qui devient IMPERATIF en cas de pose en Calpinage: (22,5x90 / 15x90) et d'utiliser un mastic de la même couleur du carrelage posé. Pose conseillée avec un décalage entre chaque listel non supérieur à environ 15 cm.

Fuer eine optimale Verlegung der Serie Expo, empfehlen wir eine Fugenbreite von 2 mm. Bei einer Modul-Verlegung der Serie Expo, mit den Formate: (22,5x90 / 15x90) muss eine Fugenbreite von 2 mm eingehalten werden. Bei Nichteinhaltung ist eine Fachgerechte Modul-Verlegung nicht möglich. Das Fugenmaterial sollte den Farbton der Fliese entsprechen, um einen guten optische Effekt zu erzielen. Wir empfehlen eine Verlegung mit einer Verschiebung zwischen den einzelnen Leisten von nicht mehr als ungefähr 15 cm.

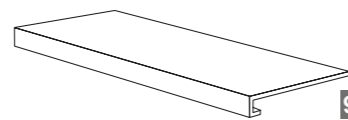
PEZZI SPECIALI / TRIMS / PIÈCES SPÉCIALES / SONDERFORMTEILE

- DISPONIBILI IN TUTTI I COLORI
- Available on all colors
- Disponibles dans toutes les couleurs
- In jeder Farbe verfügbar



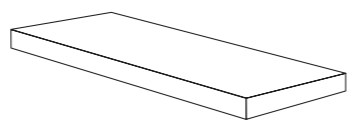
• Expo Battiscopa 7x90

28



• Expo Gradone RETTIFICATO 15x90

92



• Expo Angolare RETTIFICATO 15x90

94

IMBALLAGGI E PESI - PACKING AND WEIGHTS - EMBALLAGES ET POIDS - VERPACKUNGEN UND GEWICHTE

Formati Sizes Formats Formate	Superfici Surfaces Surfaces Oberfläche	Pz/Scatola Pcs/Box Pcs/Boîte Stk/Karton	Mq/Scatola Sq. mt/Box M2/Boîte QM/Karton	Mq/Pallet Sq. mt/Pallet M2/Palette QM/Palette	Scatole/Pallet Boxes/Pallet Boîtes/Palette Karton/Palette	Peso/Scatola Weight/Box Poids/Boîte Gewicht/Karton	Peso/Mq Weight/Mq Poids/Mq Gewicht/QM	Peso Pallet Weight Pallet Poids Palette Gewicht Palette	Dimensione Pallet Size Pallet Dimension Palette Paletten Massen
22,5x90	Expo Rett.	6	1,21	38,72	32	30,62 Kg	25,30 Kg	980 Kg	cm 95x120x60 (h)
15x90	Expo Rett.	6	0,81	38,88	48	20,10 Kg	24,82 Kg	965 Kg	cm 95x120x60 (h)
30x30	Expo Muretto	11	-	-	-	-	-	-	-
30x30	Expo Mosaico	11	-	-	-	-	-	-	-
7x90	Expo Battiscopa	6	-	-	-	-	-	-	-
15x90	Expo Angolare	2	-	-	-	-	-	-	-
15x90	Expo Gradone	4	-	-	-	-	-	-	-





# TUMBLED

GRES PORCELLANATO  
PORCELAIN STONEWARE  
GRES CERAME  
FEINSTEINZEUG

# TUMBLED





114 GRIP TUMBLED RIVER STONE 19,5x29 & 19,5x19,5



GRIP TUMBLED PORPHYRY 19,5x29 & 19,5x19,5

GRES PORCELLANATO | BORDI LEGGERMENTE CURVILINEI  
 PORCELAIN STONEWARE | SLIGHTLY IRREGULAR EDGES  
 GRES CERAME | BORDS LÉGÈREMENT FESTONNÉS  
 FEINSTEINZEUG | LEICHT UNREGELMÄSSIGE KANTE



19,5x29 & 19,5x19,5

TUMBLLED

DIGITAL TECHNOLOGY



R10A+B

\* GRIP VERSION:

DISPONIBILE IN VERSIONE GRIP ANTISCIVOLO  
 ALSO AVAILABLE IN ANTISLIP VERSION  
 DISPONIBLE EN VERSION GRIP ANTIDERAPANTE  
 AUCH IN TRITTSICHERER OBERFLÄCHE VERFÜGBAR  
 (PAG. / SEITE 159)



R11 A+B+C




TRAVERTINE 14 MM

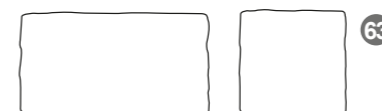


COMPOSIZIONE 2 FORMATI IN UNICO IMBALLO

2 SIZES LAYOUT IN A SINGLE PACKAGING  
 COMPOSITION 2 FORMATS DANS LA MÊME BOITE  
 2 GEMISCHTE FORMATE IN EINEM EINZIGEN PAKET VERPACKT



V4



Tumbled Travertine 19,5x29 & 19,5x19,5

\* GRIP Tumbled Travertine 19,5x29 & 19,5x19,5

SCATOLA/BOX/BOITE/KARTON 0.66 MQ/SMQ/M2/QM:  
 7 PZ/PC/STK 19,5x29 CM  
 7 PZ/PC/STK 19,5x19,5 CM



Bacchetta Liner Taupe 1,5x68,5




Bacchetta Liner Grey 1,5x68,5

PEZZI SPECIALI / TRIMS / PIÈCES SPÉCIALES / SONDERFORMTEILE

• DISPONIBILI IN TUTTI I COLORI

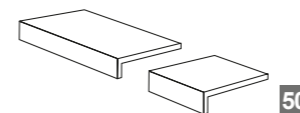
- Available on all colors
- Disponibles dans toutes les couleurs
- In jeder Farbe verfügbar



• Tumbled Battiscopa 7x60

▲ PEZZI SPECIALI PERSONALIZZATI POSSONO ESSERE FORNITI SU RICHIESTA

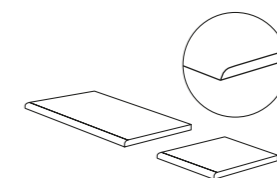
Customized Special pieces can be available upon request  
 Pièces spéciales personnalisées peuvent être fournies sur demande.  
 Spezielle personalisierte Stücke können auf Anfrage gemacht werden.



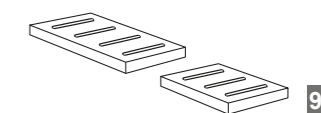
▲\* • GRIP Tumbled Elemento a Elle (2 pz)  
 19,5x29x4 & 19,5x19,5x4



▲\* • GRIP Tumbled Angolare DX/SX  
 19,5x19,5x4



▲\* • GRIP Tumbled Gradino - Step (2 pz)  
 19,5x29 & 19,5x19,5



▲\* • GRIP Tumbled Griglia (2 pz)  
 19,5x29 & 19,5x19,5

GRES PORCELLANATO | BORDI LEGGERMENTE CURVILINEI  
 PORCELAIN STONWARE | SLIGHTLY IRREGULAR EDGES  
 GRES CERAME | BORDS LÉGÈREMENT FESTONNÉS  
 FEINSTEINZEUG | LEICHT UNREGELMÄSSIGE KANTE



19,5x29 & 19,5x19,5

TUMBLLED

DIGITAL TECHNOLOGY



**\* GRIP VERSION:**  
 DISPONIBILE IN VERSIONE GRIP ANTISCIVOLO  
 ALSO AVAILABLE IN ANTISLIP VERSION  
 DISPONIBILE EN VERSION GRIP ANTIDERAPANTE  
 AUCH IN TRITTSICHERER OBERFLÄCHE VERFÜGBAR  
 (PAG. / SEITE 159)

**\* GRIP VERSION:**  
 DISPONIBILE IN VERSIONE GRIP ANTISCIVOLO  
 ALSO AVAILABLE IN ANTISLIP VERSION  
 DISPONIBILE EN VERSION GRIP ANTIDERAPANTE  
 AUCH IN TRITTSICHERER OBERFLÄCHE VERFÜGBAR  
 (PAG. / SEITE 159)



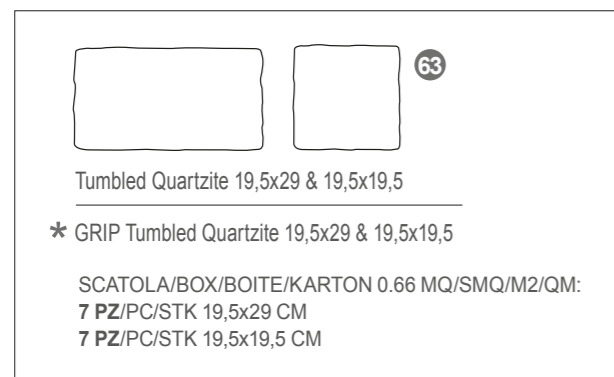

QUARTZITE 14 MM



COTTO 14 MM

**COMPOSIZIONE 2 FORMATI IN UNICO IMBALLO**

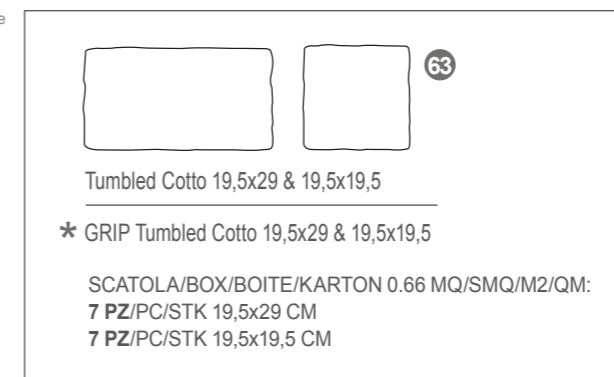

2 SIZES LAYOUT IN A SINGLE PACKAGING  
 COMPOSITION 2 FORMATS DANS LA MÊME BOITE  
 2 GEMISCHTE FORMATE IN EINEM EINZIGEN PAKET VERPACKT



Bacchetta Liner Taupe 1,5x68,5



Bacchetta Liner Grey 1,5x68,5



Bacchetta Liner Taupe 1,5x68,5



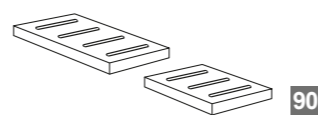
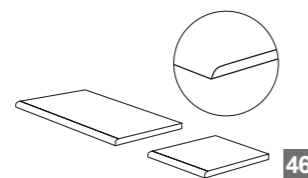
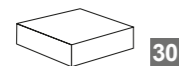
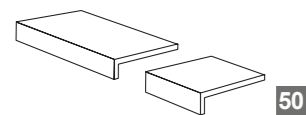
Bacchetta Liner Grey 1,5x68,5

**PEZZI SPECIALI / TRIMS / PIÈCES SPÉCIALES / SONDERFORMTEILE**

- DISPONIBILI IN TUTTI I COLORI
- Available on all colors
- Disponibles dans toutes les couleurs
- In jeder Farbe verfügbar



▲ PEZZI SPECIALI PERSONALIZZATI POSSONO ESSERE FORNITI SU RICHIESTA  
 Customized Special pieces can be available upon request  
 Pièces spéciales personnalisées peuvent être fournies sur demande.  
 Spezielle personalisierte Stücke können auf Anfrage gemacht werden.



▲\* • GRIP Tumbled Elemento a Elle (2 pz)  
 19,5x29x4 & 19,5x19,5x4

▲\* • GRIP Tumbled Angolare DX/SX  
 19,5x19,5x4

▲\* • GRIP Tumbled Gradino - Step (2 pz)  
 19,5x29 & 19,5x19,5

▲\* • GRIP Tumbled Griglia (2 pz)  
 19,5x29 & 19,5x19,5

GRES PORCELLANATO  
PORCELAIN STONEWARE  
GRES CERAME  
FEINSTEINZEUG

BORDI LEGGERMENTE CURVILINEI  
SLIGHTLY IRREGULAR EDGES  
BORDS LÉGÈREMENT FESTONNÉS  
LEICHT UNREGELMÄSSIGE KANTE



19,5x29 & 19,5x19,5

TUMBLLED

DIGITAL TECHNOLOGY



**\* GRIP VERSION:**  
DISPONIBILE IN VERSIONE GRIP ANTISCIVOLO  
ALSO AVAILABLE IN ANTISLIP VERSION  
DISPONIBLE EN VERSION GRIP ANTIDERAPANTE  
AUCH IN TRITTSICHERER OBERFLÄCHE VERFÜGBAR  
(PAG. / SEITE 159)

**\* GRIP VERSION:**  
DISPONIBILE IN VERSIONE GRIP ANTISCIVOLO  
ALSO AVAILABLE IN ANTISLIP VERSION  
DISPONIBLE EN VERSION GRIP ANTIDERAPANTE  
AUCH IN TRITTSICHERER OBERFLÄCHE VERFÜGBAR  
(PAG. / SEITE 159)

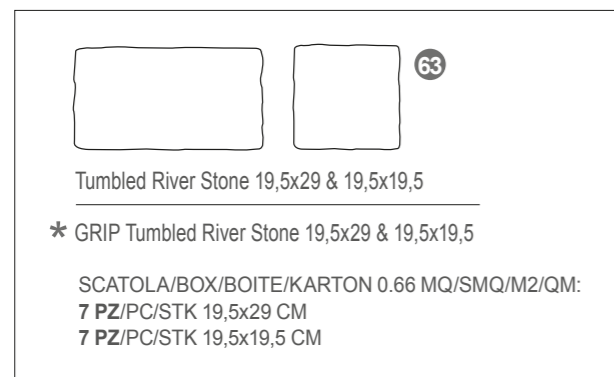



RIVER STONE 14 MM

PORPHYRY 14 MM

COMPOSIZIONE 2 FORMATI IN UNICO IMBALLO

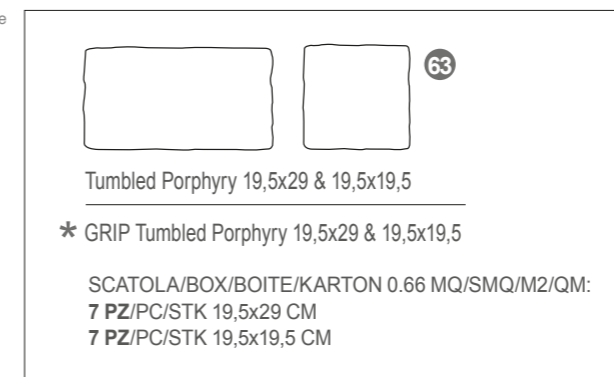

2 SIZES LAYOUT IN A SINGLE PACKAGING  
COMPOSITION 2 FORMATS DANS LA MÊME BOITE  
2 GEMISCHTE FORMATE IN EINEM EINZIGEN PAKET VERPACKT



Bacchetta Liner Taupe 1,5x68,5



Bacchetta Liner Grey 1,5x68,5



Bacchetta Liner Taupe 1,5x68,5



Bacchetta Liner Grey 1,5x68,5

PEZZI SPECIALI / TRIMS / PIÈCES SPÉCIALES / SONDERFORMTEILE

• DISPONIBILI IN TUTTI I COLORI

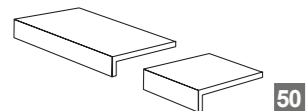
- Available on all colors
- Disponibles dans toutes les couleurs
- In jeder Farbe verfügbar

▲ PEZZI SPECIALI PERSONALIZZATI POSSONO ESSERE FORNITI SU RICHIESTA

Customized Special pieces can be available upon request  
Pièces spéciales personnalisées peuvent être fournies sur demande.  
Spezielle personalisierte Stücke können auf Anfrage gemacht werden.



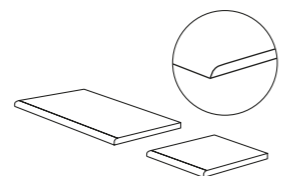
• Tumbled Battiscopa 7x60



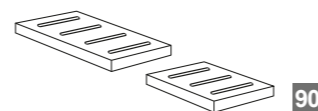
▲\* • GRIP Tumbled Elemento a Elle (2 pz)  
19,5x29x4 & 19,5x19,5x4



▲\* • GRIP Tumbled Angolare DX/SX  
19,5x19,5x4



▲\* • GRIP Tumbled Gradino - Step (2 pz)  
19,5x29 & 19,5x19,5



▲\* • GRIP Tumbled Griglia (2 pz)  
19,5x29 & 19,5x19,5

IMBALLAGGI E PESI - PACKING AND WEIGHTS - EMBALLAGES ET POIDS - VERPACKUNGEN UND GEWICHTE

Formati Sizes Formats Formate	Superfici Surfaces Surfaces Oberfläche	Pz/Scatola Pcs/Box Pcs/Boite Stk/Karton	Mq/Scatola Sq. m/Box M2/Boite QM/Karton	Mq/Pallet Sq. m/Pallet M2/Palette QM/Palette	Scatole/Pallet Boxes/Pallet Boites/Palette Karton/Palette	Peso/Scatola Weight/Box Poids/Boite Gewicht/Karton	Peso/Mq Weight/Mq Poids/Mq Gewicht/QM	Peso Pallet Weight Pallet Poids Palette Gewicht Palette	Dimensione Pallet Sizes Pallet Dimension Palette Paletten Massen
19,5x29 & 19,5x19,5	Tumbled	7 Sets (7+7)	0,66	31,68	48	21,35 Kg	32,35 Kg	1025 Kg	cm 80x120x75
19,5x29 & 19,5x19,5	Grip Tumbled	7 Sets (7+7)	0,66	31,68	48	21,35 Kg	32,35 Kg	1025 Kg	cm 80x120x75
1,5x68,5	Bacchetta Liner	12	-	-	-	-	-	-	-
7x60	Battiscopa	12	-	-	-	-	-	-	-
19,5x29x4 & 19,5x19,5x4	Grip Elemento L	1 Set (1+1)	-	-	-	-	-	-	-
19,5x19,5x4	Grip Angolare DX/SX	1	-	-	-	-	-	-	-
19,5x29 & 19,5x19,5	Grip Gradino - Step	1 Set (1+1)	-	-	-	-	-	-	-
19,5x29 & 19,5x19,5	Grip Griglia	1 Set (1+1)	-	-	-	-	-	-	-



# PIERRE

GRES PORCELLANATO  
PORCELAIN STONEWARE  
GRES CERAME  
FEINSTEINZEUG

PIERRE







PIERRE

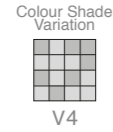


126 PIERRE BRUNE 38,5x58 / 38,5x38,5 / 19x38,5 / 19x19  
(suggerimento di posa K pag. 131 - laying proposal K pag. 131 - solution de pose K pag. 131 - Verlegelösung K Seite 131)

PIERRE GRISE 38,5x38,5 / 19x38,5 / 19x19  
(suggerimento di posa N pag. 131 - laying proposal N pag. 131 - solution de pose N pag. 131 - Verlegelösung N Seite 131)



**SUGGERIMENTI DI POSA PAG. 130/131**  
LAYING PROPOSALS PAG. 130/131  
SOLUTIONS DE POSE PAG. 130/131  
VERLEGELÖSUNGEN SEITE 130/131



Pierre Blanc 38,5x58

\* GRIP Pierre Blanc 38,5x58



Pierre Beige 38,5x58

\* GRIP Pierre Beige 38,5x58

DIGITAL TECHNOLOGY




**\* GRIP VERSION:**  
DISPONIBILE IN VERSIONE GRIP ANTISCIVOLO  
ALSO AVAILABLE IN ANTISLIP VERSION  
DISPONIBLE EN VERSION GRIP ANTIDERAPANTE  
AUCH IN TRITTSICHERER OBERFLÄCHE VERFÜGBAR  
(PAG. / SEITE 159)



Pierre Blanc 38,5x38,5

\* GRIP Pierre Blanc 38,5x38,5




Pierre Beige 38,5x38,5

\* GRIP Pierre Beige 38,5x38,5




Pierre Grise 38,5x38,5

\* GRIP Pierre Grise 38,5x38,5




Pierre Brune 38,5x38,5

\* GRIP Pierre Brune 38,5x38,5




Pierre Blanc 19x38,5

\* GRIP Pierre Blanc 19x38,5




Pierre Beige 19x38,5

\* GRIP Pierre Beige 19x38,5




Pierre Grise 19x38,5

\* GRIP Pierre Grise 19x38,5



Pierre Brune 19x38,5

\* GRIP Pierre Brune 19x38,5




Pierre Blanc 19x19

\* GRIP Pierre Blanc 19x19




Pierre Beige 19x19

\* GRIP Pierre Beige 19x19



Pierre Grise 19x19

\* GRIP Pierre Grise 19x19

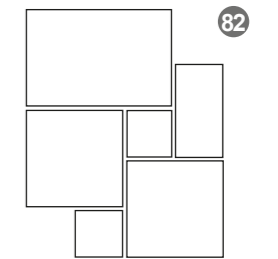


Pierre Brune 19x19

\* GRIP Pierre Brune 19x19

**ROMAN PATTERN**

IMBALLO MISTO 4 FORMATI  
4 SIZES MIXED PACKAGING  
EMBALLAGE REGROUPANT LES 4 FORMATS  
IN EINEM PAKET 4 GEMISCHTE FORMATE



**ROMAN PATTERN**

Pierre Blanc  
Pierre Beige  
Pierre Grise  
Pierre Brune  
(38,5x58 - 38,5x38,5 - 19x38,5 - 19x19)

**ROMAN PATTERN**

\* GRIP Pierre Blanc  
GRIP Pierre Beige  
GRIP Pierre Grise  
GRIP Pierre Brune  
(38,5x58 - 38,5x38,5 - 19x38,5 - 19x19)

**SCATOLA/BOX/BOITE/KARTON**

0.67 MQ/SMQ/M2/QM:  
1 PZ/PC/STK 38,5x58 CM  
2 PZ/PC/STK 38,5x38,5 CM  
1 PZ/PC/STK 19x38,5 CM  
2 PZ/PC/STK 19x19 CM

**UNICA POSSIBILITÀ DI POSA**  
**FUGA TASSATIVA DI 3 MM**

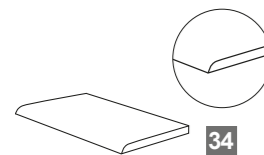
ONLY POSSIBLE LAYOUT  
RIGIDLY FIXED JOINT OF 3 MM

SEULE POSSIBILITÉ DE POSE  
JOINT IMPERATIF DE 3 MM

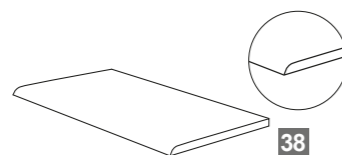
EINZIGE VERLEGEART LT. BILD  
UNBEDINGT MIT EINER FUGE VON 3 MM

**PEZZI SPECIALI / TRIMS / PIÈCES SPÉCIALES / SONDERFORMTEILE**

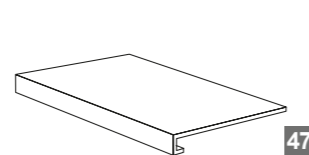
- DISPONIBILI IN TUTTI I COLORI
- Available on all colors
- Disponibles dans toutes les couleurs
- In jeder Farbe verfügbar



\* GRIP Pierre Gradino - Step 19x38,5



\* GRIP Pierre Gradino - Step 38,5x58



Pierre Gradone 38,5x58  
\* GRIP Pierre Gradone 38,5x58



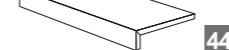
Pierre Angolare DX/SX 38,5x58  
\* GRIP Pierre Angolare DX/SX 38,5x58



Pierre Battiscopa 7x38,5



Pierre Battiscopa 7x58



Pierre Elemento Elle 19x38,5x4

\* GRIP Pierre Elemento Elle 19x38,5x4

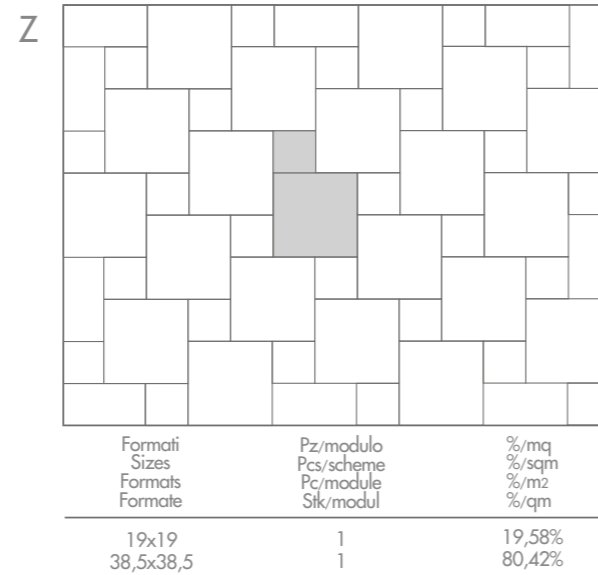
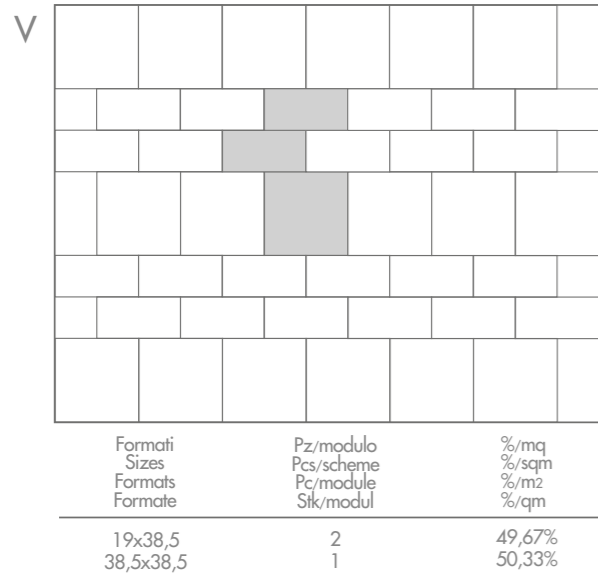
**IMBALLAGGI E PESI - PACKING AND WEIGHTS - EMBALLAGES ET POIDS - VERPACKUNGEN UND GEWICHTE**

Formati Sizes Formats Formate	Superfici Surfaces Surfaces Oberfläche	Pz/Scatola Pcs/Box Pcs/Boite Stk/Karton	Mq/Scatola Sq. mt/Box M2/Boite QM/Karton	Mq/Pallet Sq. mt/Pallet M2/Palette QM/Palette	Scatole/Pallet Boxes/Pallet Boîtes/Palette Karton/Palette	Peso/Scatola Weight/Box Poids/Boite Gewicht/Karton	Peso/Mq Weight/Mq Poids/Mq Gewicht/QM	Peso Pallet Weight/Pallet Poids/Palette Gewicht/Palette	Dimensione Pallet Size Pallet Dimension Palette Paletten Massen
38,5x58	Pierre	5	1,12	60,48	54	24,05 Kg	21,39 Kg	1300 Kg	cm 80x120x90
38,5x58	Grip Pierre	5	1,12	60,48	54	24,05 Kg	21,39 Kg	1300 Kg	cm 80x120x90
38,5x38,5	Pierre	7	1,05	63,00	60	23,32 Kg	22,20 Kg	1400 Kg	cm 80x120x90
38,5x38,5	Grip Pierre	7	1,05	63,00	60	23,32 Kg	22,20 Kg	1400 Kg	cm 80x120x90
19x38,5	Pierre	15	1,11	49,95	45	22,44 Kg	20,22 Kg	1010 Kg	cm 80x120x72
19x38,5	Grip Pierre	15	1,11	49,95	45	22,44 Kg	20,22 Kg	1010 Kg	cm 80x120x72
19x19	Pierre	25	0,92	38,64	42	18,63 Kg	20,22 Kg	782 Kg	cm 80x120x75
19x19	Grip Pierre	25	0,92	38,64	42	18,63 Kg	20,22 Kg	782 Kg	cm 80x120x75
Roman Pattern	Pierre	6	0,67	53,60	80	13,75 Kg	20,52 Kg	1100 Kg	cm 80x120x100
Roman Pattern	Grip Pierre	6	0,67	53,60	80	13,75 Kg	20,52 Kg	1100 Kg	cm 80x120x100
7x58	Battiscopa	12	-	-	-	-	-	-	-
7x38,5	Battiscopa	10	-	-	-	-	-	-	-
19x38,5x4	Elemento L	6	-	-	-	-	-	-	-
19x38,5x4	Grip Elemento L	6	-	-	-	-	-	-	-
38,5x58	Gradone	6	-	-	-	-	-	-	-
38,5x58	Grip Gradone	6	-	-	-	-	-	-	-
38,5x58	Angolare	2	-	-	-	-	-	-	-
38,5x58	Grip Angolare	2	-	-	-	-	-	-	-
38,5x58	Grip Gradino - Step	4	-	-	-	-	-	-	-
19x38,5	Grip Gradino - Step	4	-	-	-	-	-	-	-

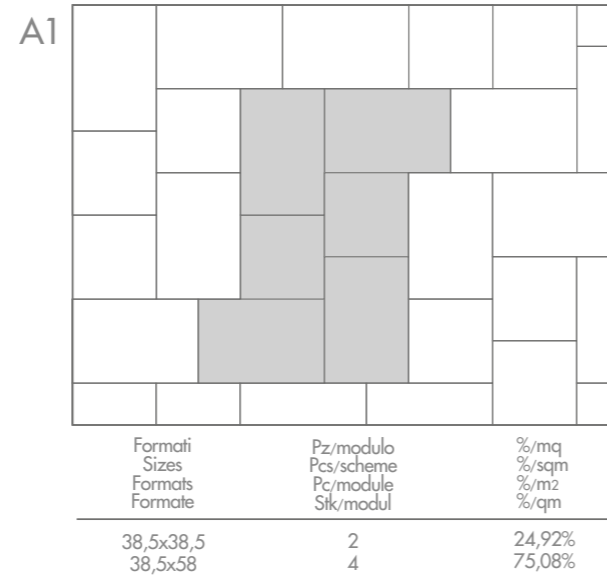
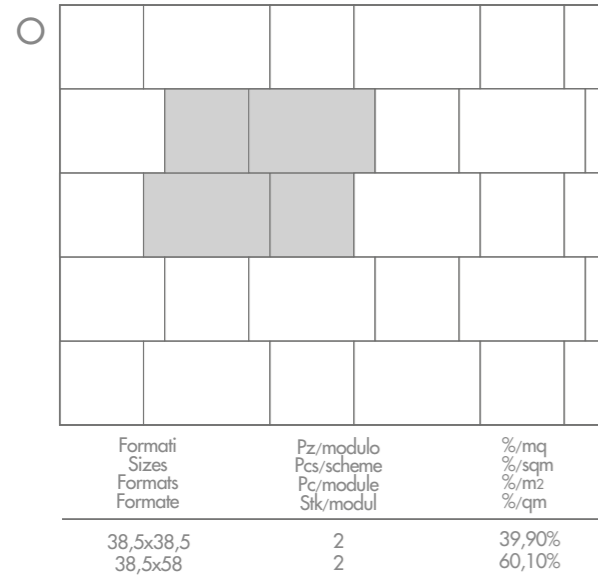
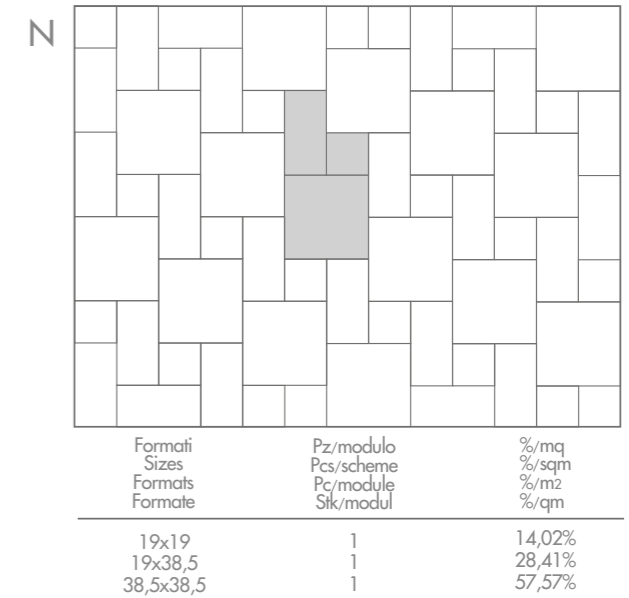
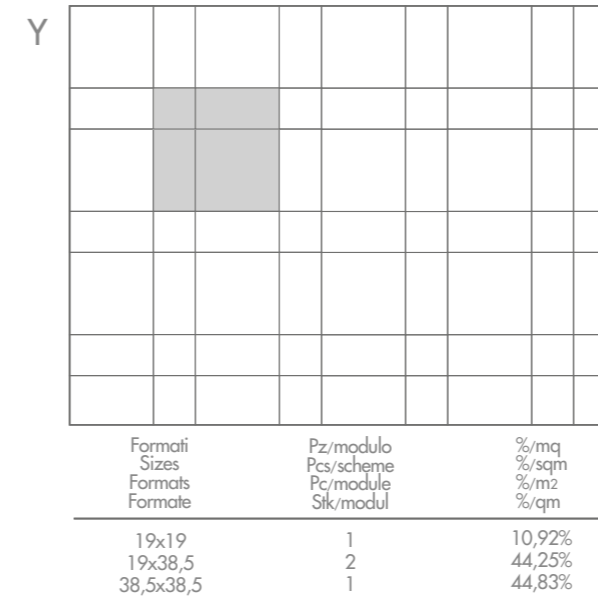
# SUGGERIMENTI DI POSA

LAYING PROPOSALS / SOLUTIONS DE POSE / VERLEGELÖSUNGEN

## 2 FORMATI



## 3 FORMATI



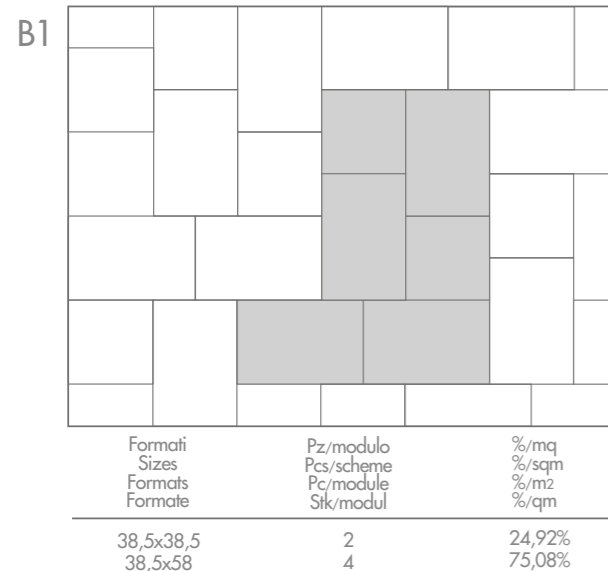
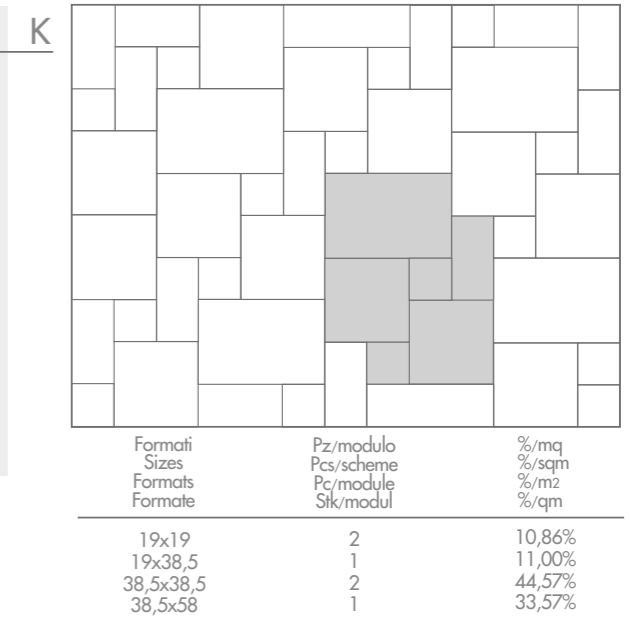
## 4 FORMATI

SOLUZIONE DI POSA K, DISPONIBILE ANCHE IN IMBALLO "ROMAN PATTERN", CODICE PREZZO: 82

K LAYOUT SCHEME IS ALSO AVAILABLE IN "ROMAN PATTERN" PRE-PACKAGING, PRICE CODE: 82

SOLUTION DE POSE K EST AUSSI DISPONIBLE AVEC CONDITIONNEMENT "ROMAN PATTERN" CODE PRIX: 82

DIE VERLEGELÖSUNG K IST AUCH IN "ROMAN PATTERN" VERPACKUNG VERFÜGBAR, PREISGRUPPE: 82

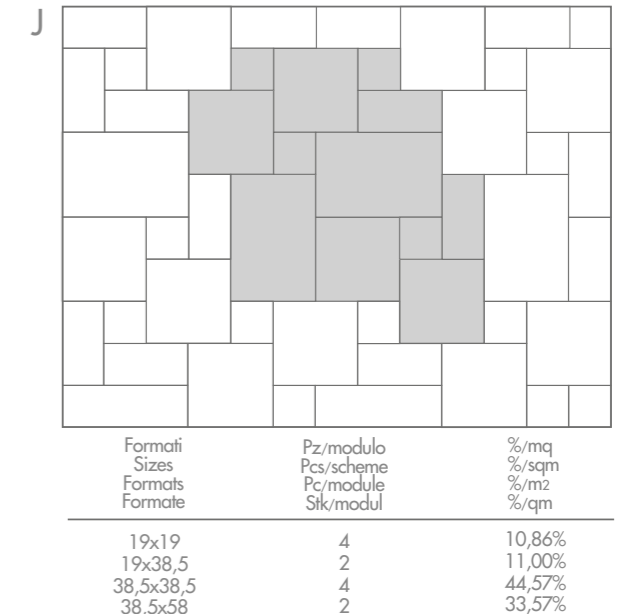
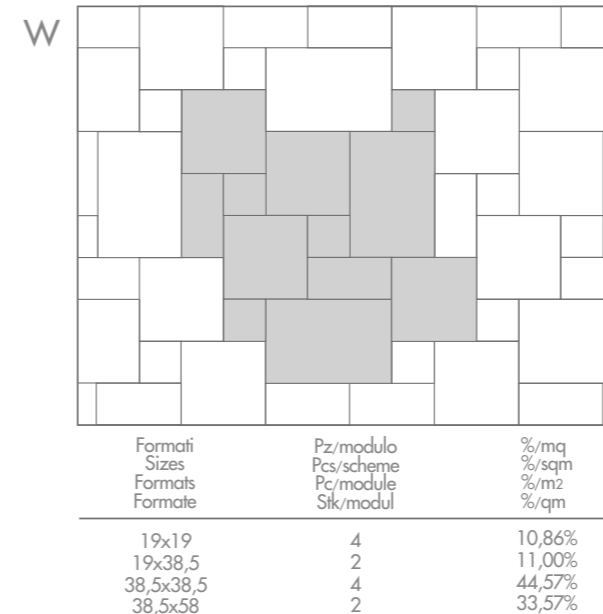


Per una posa ottimale del prodotto **Serie Pierre** consigliamo vivamente una fuga di 3 mm.  
Per un risultato eccellente suggeriamo di utilizzare una stuccatura dello stesso colore dell'articolo posato.

For best installation result of this **Pierre Line**, we strongly recommend using a 3 mm grout joint.  
For the correct finish, we recommend use of colour-matched grout.

Pour obtenir le meilleur resultat esthétique nous conseillons de poser cette **Serie Pierre** avec un joint de 3 mm entre les carreaux et d'utiliser un mastic de la même couleur du carrelage posé.

Für eine optimale Verlegung der **Serie Pierre** empfehlen wir eine Fugenbreite von 3 mm.  
Das Fugenmaterial sollte den Farbton der Fliese entsprechen, um einen guten optische Effekt zu erzielen.





# RUSTIC MARVEL

GRES PORCELLANATO AD IMPASTO COLORATO  
COLOURED BODY PORCELAIN STONEWARE  
GRES CERAME COLORE PLEINE MASSE  
EINGEFÄRBTES FEINSTEINZEUG

GRES PORCELLANATO AD IMPASTO COLORATO  
COLOURED BODY PORCELAIN STONEWARE  
GRES CERAME COLORE PLEINE MASSE  
EINGEFÄRBTES FEINSTEINZEUG

BORDI CURVILINEI  
IRREGULAR EDGES  
BORDS FESTONNÉS  
UNREGELMÄßIGE KANTEN



# 49x49 / 32,5x49 / 32,5x32,5 RUSTIC MARVEL

DIGITAL TECHNOLOGY

9,5MM

R9

**\* GRIP VERSION:**  
DISPONIBILE IN VERSIONE GRIP ANTISCIVOLO  
ALSO AVAILABLE IN ANTISLIP VERSION  
DISPONIBLE EN VERSION GRIP ANTIDERAPANTE  
AUCH IN TRITTSICHERER OBERFLÄCHE VERFÜGBAR  
(PAG. / SEITE 159)

R11 A+B+C

Colour Shade Variation  
V3



Rustic Marvel White 49x49

\* GRIP Rustic Marvel White 49x49



Rustic Marvel Beige 49x49

\* GRIP Rustic Marvel Beige 49x49



Rustic Marvel Grey 49x49

\* GRIP Rustic Marvel Grey 49x49



Rustic Marvel White 32,5x49

\* GRIP Rustic Marvel White 32,5x49



Rustic Marvel Beige 32,5x49

\* GRIP Rustic Marvel Beige 32,5x49



Rustic Marvel Grey 32,5x49

\* GRIP Rustic Marvel Grey 32,5x49



Rustic Marvel White 32,5x32,5

\* GRIP Rustic Marvel White 32,5x32,5




Rustic Marvel Beige 32,5x32,5

\* GRIP Rustic Marvel Beige 32,5x32,5



Rustic Marvel Grey 32,5x32,5

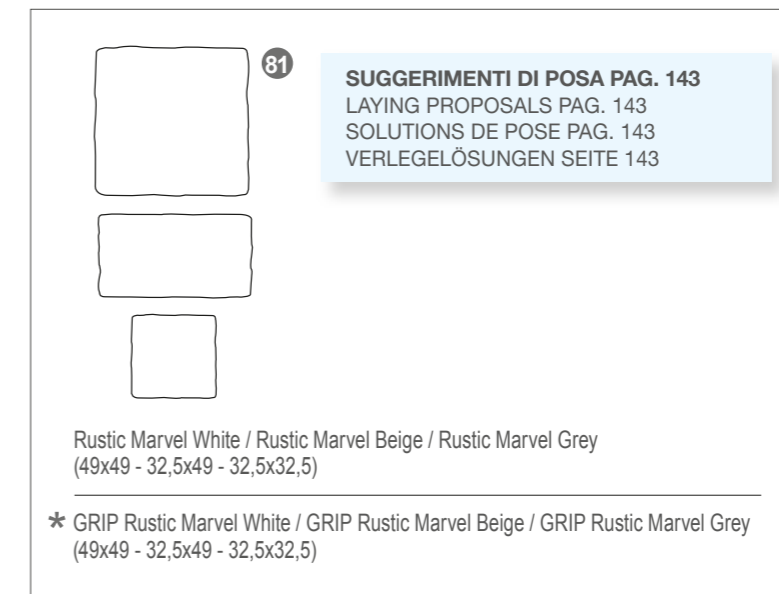
\* GRIP Rustic Marvel Grey 32,5x32,5



Marvel Mix Mosaico 30x30

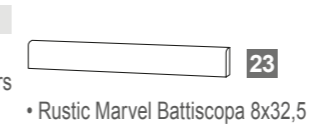
## COMPOSIZIONE 3 FORMATI

3 SIZES LAYOUT  
COMPOSITION 3 FORMATS  
MODULVERLEGUNG 3 FORMATE



## PEZZI SPECIALI / TRIMS / PIÈCES SPÉCIALES / SONDERFORMTEILE

- DISPONIBILI IN TUTTI I COLORI
- Available on all colors
- Disponibles dans toutes les couleurs
- In jeder Farbe verfügbar



• Rustic Marvel Battiscopa 8x32,5



• Rustic Marvel Gradone 32,5x32,5



• Rustic Marvel Angolare DX/SX 32,5x32,5

\* • GRIP Rustic Marvel Gradone 32,5x32,5 \* • GRIP Rustic Marvel Angolare DX/SX 32,5x32,5

## IMBALLAGGI E PESI - PACKING AND WEIGHTS - EMBALLAGES ET POIDS - VERPACKUNGEN UND GEWICHTE

Formati Sizes Formats Formate	Superfici Surfaces Surfaces Oberfläche	Pz/Scatola Pcs/Box Stk/Karton	Mq/Scatola Sq. mt/Box M2/Boite QM/Karton	Mq/Pallet Sq. mt/Pallet M2/Palette QM/Palette	Scatole/Pallet Boxes/Pallet Boîtes/Palette Karton/Palette	Peso/Scatola Weight/Box Poids/Boite Gewicht/Karton	Peso/Mq Weight/Mq Poids/Mq Gewicht/QM	Peso Pallet Weight Pallet Poids Palette Gewicht Palette	Dimensione Pallet Sizes Pallet Dimension Palette Paletten Massen
49x49	Rustic Marvel	6	1,45	34,80	24	30,45 Kg	21,00 Kg	730 Kg	cm 80x120x65 (h)
49x49	Grip Rustic Marvel	6	1,45	34,80	24	30,45 Kg	21,00 Kg	730 Kg	cm 80x120x65 (h)
32,5x49	Rustic Marvel	9	1,45	49,30	34	31,19 Kg	21,51 Kg	1060 Kg	cm 80x120x80 (h)
32,5x49	Grip Rustic Marvel	9	1,45	49,30	34	31,19 Kg	21,51 Kg	1060 Kg	cm 80x120x80 (h)
32,5x32,5	Rustic Marvel	13	1,35	54,00	40	26,39 Kg	19,55 Kg	1055 Kg	cm 80x120x80 (h)
32,5x32,5	Grip Rustic Marvel	13	1,35	54,00	40	26,39 Kg	19,55 Kg	1055 Kg	cm 80x120x80 (h)
30x30	Marvel Mix Mosaico	11	-	-	-	-	-	-	-
8x32,5	Battiscopa	34	-	-	-	-	-	-	-
32,5x32,5	Gradone	6	-	-	-	-	-	-	-
32,5x32,5	Angolare DX/SX	2	-	-	-	-	-	-	-



# NATURA

GRES PORCELLANATO  
PORCELAIN STONEWARE  
GRES CERAME  
FEINSTEINZEUG

GRES PORCELLANATO  
PORCELAIN STONEWARE  
GRES CERAME  
FEINSTEINZEUG

BORDI CURVILINEI  
IRREGULAR EDGES  
BORDS FESTONNÉS  
UNREGELMÄßIGE KANTEN



49x49 / 32,5x49 / 32,5x32,5

NATURA

9,5MM

R9

\* GRIP VERSION:  
DISPONIBILE IN VERSIONE GRIP ANTISCIVOLO  
ALSO AVAILABLE IN ANTISLIP VERSION  
DISPONIBLE EN VERSION GRIP ANTIDERAPANTE  
AUCH IN TRITTSICHERER OBERFLÄCHE VERFÜGBAR  
(PAG. / SEITE 159)

R12A+B+C

Colour Shade  
Variation  
V3



Natura Bianco 49x49

\* GRIP Natura Bianco 49x49



Natura Chiaro 49x49

\* GRIP Natura Chiaro 49x49



Natura Noce 49x49



Natura Bianco 32,5x49

\* GRIP Natura Bianco 32,5x49



Natura Chiaro 32,5x49

\* GRIP Natura Chiaro 32,5x49



Natura Noce 32,5x49



Natura Bianco 32,5x32,5

\* GRIP Natura Bianco 32,5x32,5



Natura Chiaro 32,5x32,5

\* GRIP Natura Chiaro 32,5x32,5



Natura Noce 32,5x32,5

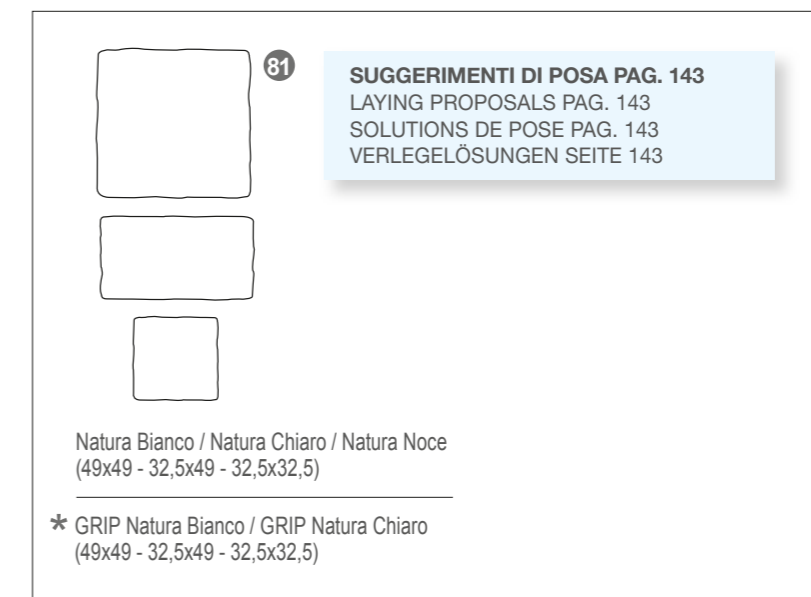
\* GRIP Natura Noce 32,5x32,5



Natura Mix Mosaico 32,5x32,5

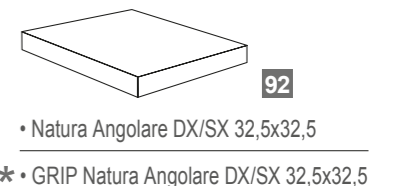
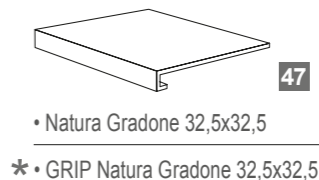
COMPOSIZIONE 3 FORMATI

3 SIZES LAYOUT  
COMPOSITION 3 FORMATS  
MODULVERLEGUNG 3 FORMATE



PEZZI SPECIALI / TRIMS / PIÈCES SPÉCIALES / SONDERFORMTEILE

- DISPONIBILI IN TUTTI I COLORI
- Available on all colors
- Disponibles dans toutes les couleurs
- In jeder Farbe verfügbar



IMBALLAGGI E PESI - PACKING AND WEIGHTS - EMBALLAGES ET POIDS - VERPACKUNGEN UND GEWICHTE

Formati Sizes Formats Formate	Superfici Surfaces Surfaces Oberfläche	Pz/Scatola Pcs/Box Pcs/Boîte Stk/Karton	Mq/Scatola Sq. mt/Box M2/Boîte QM/Karton	Mq/Pallet Sq. mt/Pallet M2/Palette QM/Palette	Scatole/Pallet Boxes/Pallet Boîtes/Palette Karton/Palette	Peso/Scatola Weight/Box Poids/Boîte Gewicht/Karton	Peso/Mq Weight/Mq Poids/Mq Gewicht/QM	Peso Pallet Weight Pallet Poids Palette Gewicht Palette	Dimensione Pallet Size Pallet Dimension Palette Paletten Massen
49x49	Natura	6	1,45	34,80	24	30,45 Kg	21,00 Kg	730 Kg	cm 80x120x65 (h)
49x49	Grip Natura	6	1,45	34,80	24	30,45 Kg	21,00 Kg	730 Kg	cm 80x120x65 (h)
32,5x49	Natura	9	1,45	49,30	34	31,19 Kg	21,51 Kg	1060 Kg	cm 80x120x80 (h)
32,5x49	Grip Natura	9	1,45	49,30	34	31,19 Kg	21,51 Kg	1060 Kg	cm 80x120x80 (h)
32,5x32,5	Natura	13	1,35	54,00	40	26,39 Kg	19,55 Kg	1055 Kg	cm 80x120x80 (h)
32,5x32,5	Grip Natura	13	1,35	54,00	40	26,39 Kg	19,55 Kg	1055 Kg	cm 80x120x80 (h)
32,5x32,5	Mix Mosaico	11	-	-	-	-	-	-	-
8x32,5	Battiscopa	34	-	-	-	-	-	-	-
32,5x32,5	Gradone	6	-	-	-	-	-	-	-
32,5x32,5	Angolare DX/SX	2	-	-	-	-	-	-	-



# ANTIQVA

GRES PORCELLANATO  
PORCELAIN STONEWARE  
GRES CERAME  
FEINSTEINZEUG





# ANTIQA

49x49 / 32,5x49 / 32,5x32,5



Colour Shade  
Variation  
V3



Antiqua Bianco 49x49



Antiqua Noce 49x49



Antiqua Bianco 32,5x49



Antiqua Noce 32,5x49

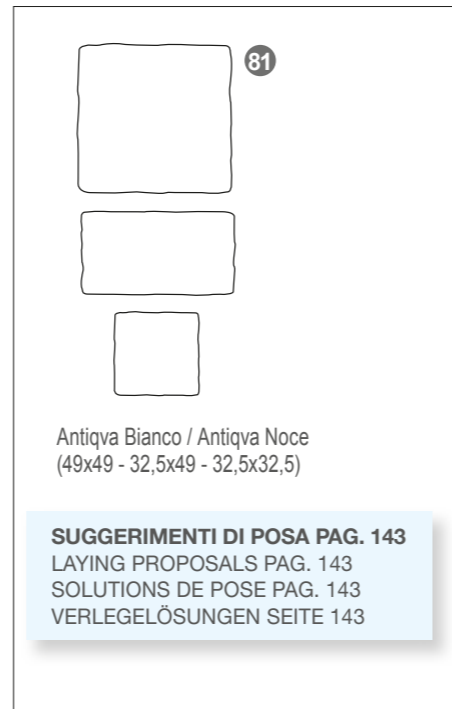


Antiqua Bianco 32,5x32,5



Antiqua Noce 32,5x32,5

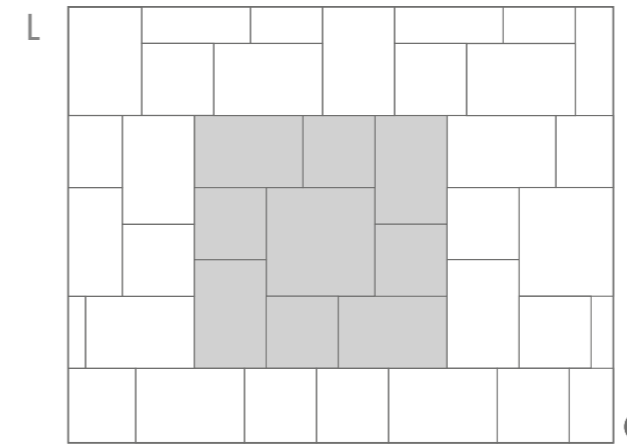
## COMPOSIZIONE 3 FORMATI 3 SIZES LAYOUT COMPOSITION 3 FORMATS MODULVERLEGUNG 3 FORMATE



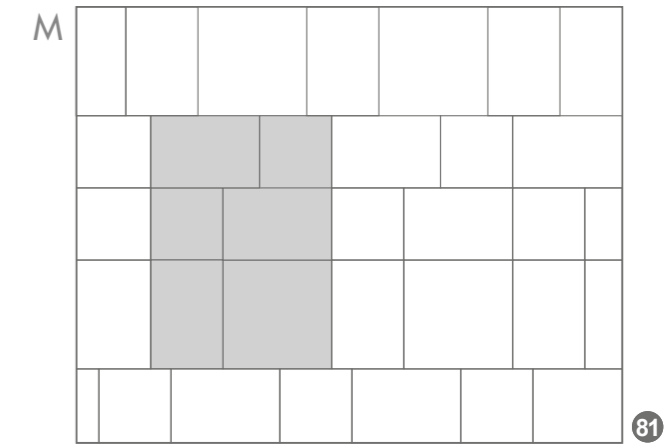
## SUGGERIMENTI DI POSA

LAYING PROPOSALS / SOLUTIONS DE POSE / VERLEGELÖSUNGEN

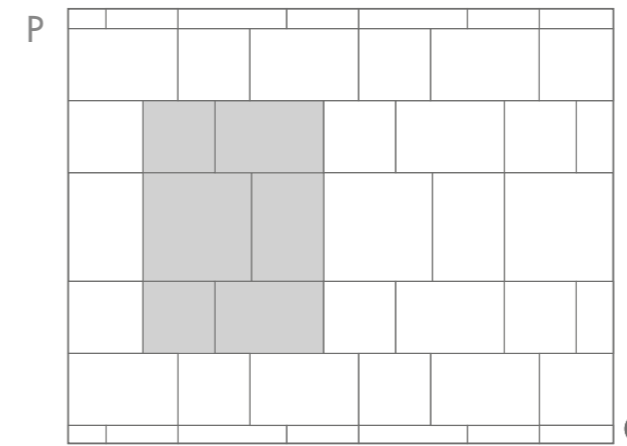
### 3 FORMATI (49x49 - 32,5x49 - 32,5x32,5)



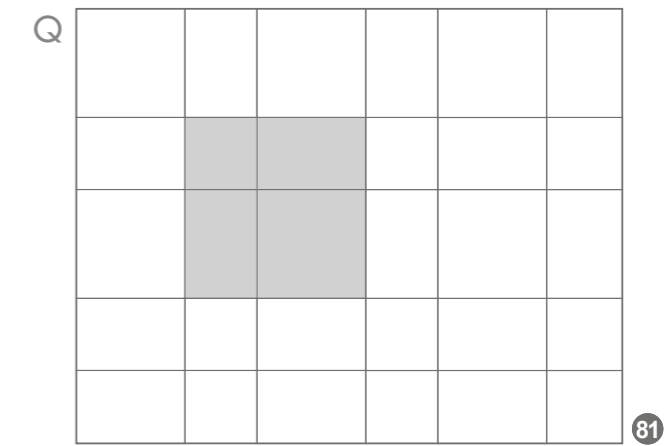
Formati Sizes Formats	Pz/modulo Pcs/scheme Pc/module Stk/modul	% / mq % / m <sup>2</sup> % / m <sup>2</sup>
49x49	1	18,50%
32,5x49	4	49,00%
32,5x32,5	4	32,50%



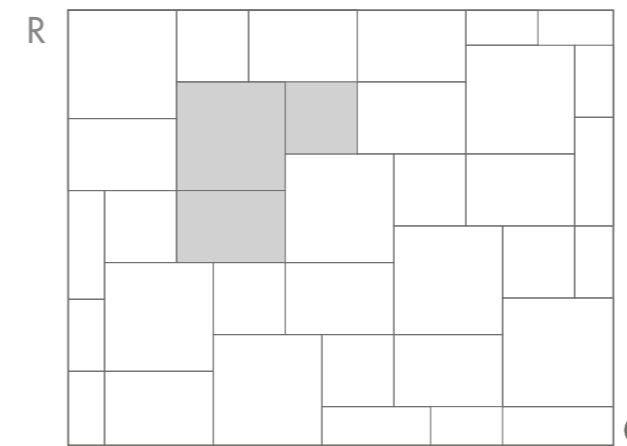
Formati Sizes Formats	Pz/modulo Pcs/scheme Pc/module Stk/modul	% / mq % / m <sup>2</sup> % / m <sup>2</sup>
49x49	1	26,00%
32,5x49	3	51,00%
32,5x32,5	2	23,00%



Formati Sizes Formats	Pz/modulo Pcs/scheme Pc/module Stk/modul	% / mq % / m <sup>2</sup> % / m <sup>2</sup>
49x49	1	26,00%
32,5x49	3	51,00%
32,5x32,5	2	23,00%



Formati Sizes Formats	Pz/modulo Pcs/scheme Pc/module Stk/modul	% / mq % / m <sup>2</sup> % / m <sup>2</sup>
49x49	1	36,00%
32,5x49	2	48,00%
32,5x32,5	1	16,00%

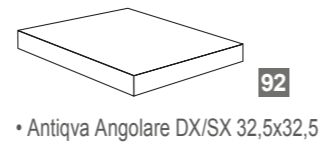
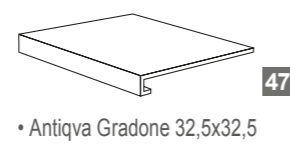
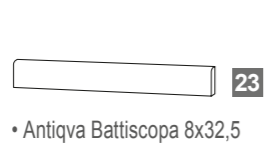


Formati Sizes Formats	Pz/modulo Pcs/scheme Pc/module Stk/modul	% / mq % / m <sup>2</sup> % / m <sup>2</sup>
49x49	1	48,00%
32,5x49	1	31,00%
32,5x32,5	1	21,00%

**!**  
Per una corretta posa di piastrelle, di diverso formato (tipo modulare) e' indispensabile tenere una **fuga non inferiore a 4 mm**.  
In order to achieve the best results we suggest to use a **joint not less than 4 mm** when laying multiple sizes floors.  
Au fin d'obtenir une pose correcte des carreaux de differents formats (calpinage), il est necessaire garder **un joint d'au moins 4 mm**.  
Fuer eine korrekte Verlegung in mischverband ist es notwendig dass die **Fuge nicht kleiner als 4 mm gemacht wird**.

## PEZZI SPECIALI / TRIMS / PIÈCES SPÉCIALES / SONDERFORMTEILE

- DISPONIBILI IN TUTTI I COLORI
- Available on all colors
- Disponibles dans toutes les couleurs
- In jeder Farbe verfügbar



IMBALLAGGI E PESI - PACKING AND WEIGHTS - EMBALLAGES ET POIDS - VERPACKUNGEN UND GEWICHTE									
Formati Sizes Formats	Superfici Surfaces Surfaces Oberfläche	Pz/Scatola Pcs/Box Pcs/Boîte Stk/Karton	Mq/Scatola Sq. mt/Box M2/Boîte QM/Karton	Mq/Pallet Sq. mt/Pallet M2/Palette QM/Palette	Scatole/Pallet Boxes/Pallet Boîtes/Palette Karton/Palette	Peso/Scatola Weight/Box Poids/Boîte Gewicht/Karton	Peso/Mq Weight/Mq Poids/Mq Gewicht/QM	Peso Pallet Weight Pallet Poids Palette Gewicht Palette	Dimensione Pallet Size Pallet Dimension Palette Paletten Massen
49x49	Antiqua	6	1,45	34,80	24	30,45 Kg	21,00 Kg	730 Kg	cm 80x120x65 (h)
32,5x49	Antiqua	9	1,45	49,30	34	31,190 Kg	21,51 Kg	1060 Kg	cm 80x120x80 (h)
32,5x32,5	Antiqua	13	1,35	54,00	40	26,39 Kg	19,55 Kg	1055 Kg	cm 80x120x80 (h)
8x32,5	Battiscopa	34	-	-	-	-	-	-	-
32,5x32,5	Gradone	6	-	-	-	-	-	-	-
32,5x32,5	Angolare DX/SX	2	-	-	-	-	-	-	-



## 20MM

PAVIMENTI COORDINATI PER ESTERNO  
OUTDOOR COORDINATED FLOORS  
SOLS CORDONNÉS POUR EXTERIEUR  
PASSENDE BODENFLIESEN FÜR AUßENBEREICH

GRES PORCELLANATO AD IMPASTO COLORATO  
COLOURED BODY PORCELAIN STONEWARE  
GRES CERAME COLORE PLEINE MASSE  
EINGEFÄRBTES FEINSTEINZEUG

20MM



20MM





20MM




BOOK YOUR  
TEST DRIVE

MAKE YOUR  
CHOICE!

MAKE YOUR  
CHOICE!



## MONTBLANC 60x120



77

Montblanc Taupe RETTIFICATO 60x120 - 20MM



77

Montblanc Grey RETTIFICATO 60x120 - 20MM

## SEASTONE 50x100



77

Seastone White RETTIFICATO 50x100 - 20MM




77

Seastone Grey RETTIFICATO 50x100 - 20MM

SERIE COMPLETA PAG. 47 / COMPLETE SERIES PAG. 47  
SERIE COMPLÈTE PAG. 47 / KOMPLETTE SERIE SEITE 47

## DISIGUAL 50x100



77

Disigual Grey RETTIFICATO 50x100 - 20MM




77

Disigual Anthracite 50x100 - 20MM

SERIE COMPLETA PAG. 65 / COMPLETE SERIES PAG. 65  
SERIE COMPLÈTE PAG. 65 / KOMPLETTE SERIE SEITE 65

## STAGE 50x100



77

Stage Mud RETTIFICATO 50x100 - 20MM



77

Stage Grey RETTIFICATO 50x100 - 20MM

SERIE COMPLETA PAG. 87 / COMPLETE SERIES PAG. 87  
SERIE COMPLÈTE PAG. 87 / KOMPLETTE SERIE SEITE 87

PEZZI SPECIALI PAG. 156  
TRIMS PAG. 156  
PIÈCES SPÉCIALES PAG. 156  
SONDERFORMTEILE SEITE 156

SERIE COMPLETA PAG. 7  
COMPLETE SERIES PAG. 7  
SERIE COMPLÈTE PAG. 7  
KOMPLETTE SERIE SEITE 7


PEZZI SPECIALI PAG. 156  
TRIMS PAG. 156  
PIÈCES SPÉCIALES PAG. 156  
SONDERFORMTEILE SEITE 156

IMBALLAGGI E PESI - PACKING AND WEIGHTS - EMBALLAGES ET POIDS - VERPACKUNGEN UND GEWICHTE										
Formati Sizes Formats Formate	Superfici Surfaces Surfaces Oberfläche	Pz/Scatola Pcs/Box Pcs/Boîte Stk/Karton	Mq/Scatola Sq. mt/Box M2/Boîte Qm/Karton	Mq/Pallet Sq. mt/Pallet M2/Palette Qm/Palette	Scatole/Pallet Boxes/Pallet Boîtes/Palette Karton/Palette	Peso/Scatola Weight/Box Poids/Boîte Gewicht/Karton	Peso/Mq Weight/Mq Poids/Mq Gewicht/QM	Peso Pallet Weight Pallet Poids Palette Gewicht Palette	Dimensione Pallet Sizes Pallet Dimension Palette Paletten Massen	
60x120	Montblanc Rett. - 20MM	1	0,72	23,04	32	33,12 Kg	46 Kg	1060,00 Kg	cm 67x124x92 (h)	
120x60x5	Gradone a Elle Rett. - 20MM	2	-	-	-	-	-	-	-	
60x120	Gradone con toro Rett. 20MM	1	-	-	-	-	-	-	-	
60x120	Gradone doppio toro con sgocc. Rett. 20MM	1	-	-	-	-	-	-	-	
60x120	Angolo int. bordo con toro DX/SX 20MM	1	-	-	-	-	-	-	-	
15x45	Griglia Rett. 20MM	2	-	-	-	-	-	-	-	

IMBALLAGGI E PESI - PACKING AND WEIGHTS - EMBALLAGES ET POIDS - VERPACKUNGEN UND GEWICHTE										
Formati Sizes Formats Formate	Superfici Surfaces Surfaces Oberfläche	Pz/Scatola Pcs/Box Pcs/Boîte Stk/Karton	Mq/Scatola Sq. mt/Box M2/Boîte Qm/Karton	Mq/Pallet Sq. mt/Pallet M2/Palette Qm/Palette	Scatole/Pallet Boxes/Pallet Boîtes/Palette Karton/Palette	Peso/Scatola Weight/Box Poids/Boîte Gewicht/Karton	Peso/Mq Weight/Mq Poids/Mq Gewicht/QM	Peso Pallet Weight Pallet Poids Palette Gewicht Palette	Dimensione Pallet Sizes Pallet Dimension Palette Paletten Massen	
50x100	20MM Rett.	1	0,5	25	50	23,66 Kg	47,32 Kg	1183 Kg	cm 105x105x63,5 (h)	
100x50x5	20MM Gradone a Elle Rett.	2	-	-	-	-	-	-	-	
50x100	20MM Gradone con toro Rett.	1	-	-	-	-	-	-	-	
50x100	20MM Gradone doppio toro con sgocc. Rett.	1	-	-	-	-	-	-	-	
50x100	20MM Angolo int. bordo con toro DX/SX	1	-	-	-	-	-	-	-	
15x50	20MM Griglia Rett.	2	-	-	-	-	-	-	-	




## HYBRID 90x90



Hybrid Off White RETTIFICATO 90x90 - 20MM

## LIMESTONE 90x90



Limestone Grey RETTIFICATO 90x90 - 20MM



Hybrid Off Grey RETTIFICATO 90x90 - 20MM



Hybrid Off Taupe RETTIFICATO 90x90 - 20MM



Limestone Dark Grey RETTIFICATO 90x90 - 20MM

PEZZI SPECIALI PAG. 156  
TRIMS PAG. 156  
PIÈCES SPÉCIALES PAG. 156  
SONDERFORMTEILE SEITE 156

SERIE COMPLETA PAG. 19  
COMPLETE SERIES PAG. 19  
SERIE COMPLÈTE PAG. 19  
KOMPLLETTE SERIE SEITE 19

PEZZI SPECIALI PAG. 156  
TRIMS PAG. 156  
PIÈCES SPÉCIALES PAG. 156  
SONDERFORMTEILE SEITE 156

SERIE COMPLETA PAG. 33  
COMPLETE SERIES PAG. 33  
SERIE COMPLÈTE PAG. 33  
KOMPLLETTE SERIE SEITE 33

### IMBALLAGGI E PESI - PACKING AND WEIGHTS - EMBALLAGES ET POIDS - VERPACKUNGEN UND GEWICHTE

Formati Sizes Formats Formate	Superfici Surfaces Surfaces Oberfläche	Pz/Scatola Pcs/Box Pcs/Boîte Stk/Karton	Mq/Scatola Sq. m/Box M2/Boîte QM/Karton	Mq/Pallet Sq. m/Pallet M2/Palette QM/Palette	Scatole/Pallet Boxes/Pallet Boîtes/Palette Karton/Palette	Peso/Scatola Weight/Box Poids/Boîte Gewicht/Karton	Peso/Mq Weight/Mq Poids/Mq Gewicht/QM	Peso Pallet Weight Pallet Poids Palette Gewicht Palette	Dimensione Pallet Sizes Pallet Dimension Palette Paletten Massen
90x90	Hybrid Rett. - 20MM	1	0,81	24,30	30	37,80 Kg	46,70 Kg	1134,00 Kg	cm 95x95x80 (h)
90x45x5	Gradone a Elle Rett. - 20MM	2	-	-	-	-	-	-	-
45x90	Gradone con toro Rett. 20MM	1	-	-	-	-	-	-	-
45x90	Gradone doppio toro con sgocc. Rett. 20MM	1	-	-	-	-	-	-	-
45x90	Angolo int. bordo con toro DX/SX 20MM	1	-	-	-	-	-	-	-
15x45	Griglia Rett. 20MM	2	-	-	-	-	-	-	-

### IMBALLAGGI E PESI - PACKING AND WEIGHTS - EMBALLAGES ET POIDS - VERPACKUNGEN UND GEWICHTE

Formati Sizes Formats Formate	Superfici Surfaces Surfaces Oberfläche	Pz/Scatola Pcs/Box Pcs/Boîte Stk/Karton	Mq/Scatola Sq. m/Box M2/Boîte QM/Karton	Mq/Pallet Sq. m/Pallet M2/Palette QM/Palette	Scatole/Pallet Boxes/Pallet Boîtes/Palette Karton/Palette	Peso/Scatola Weight/Box Poids/Boîte Gewicht/Karton	Peso/Mq Weight/Mq Poids/Mq Gewicht/QM	Peso Pallet Weight Pallet Poids Palette Gewicht Palette	Dimensione Pallet Sizes Pallet Dimension Palette Paletten Massen
90x90	Limestone Rett. - 20MM	1	0,81	24,30	30	37,80 Kg	46,70 Kg	1134,00 Kg	cm 95x95x80 (h)
90x45x5	Gradone a Elle Rett. - 20MM	2	-	-	-	-	-	-	-
45x90	Gradone con toro Rett. 20MM	1	-	-	-	-	-	-	-
45x90	Gradone doppio toro con sgocc. Rett. 20MM	1	-	-	-	-	-	-	-
45x90	Angolo int. bordo con toro DX/SX 20MM	1	-	-	-	-	-	-	-
15x45	Griglia Rett. 20MM	2	-	-	-	-	-	-	-



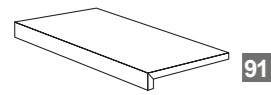
## PEZZI SPECIALI / TRIMS / PIÈCES SPÉCIALES / SONDERFORMTEILE

### • DISPONIBILI IN TUTTI I COLORI

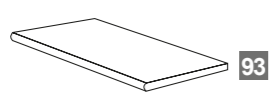
- Available on all colors
- Disponibles dans toutes les couleurs
- In jeder Farbe verfügbar



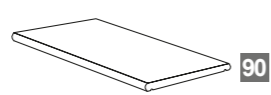
### 60x120 MONTBLANC



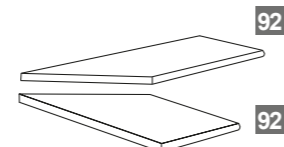
• Gradone a Elle  
RETTIFICATO  
60x120x5 - 20MM



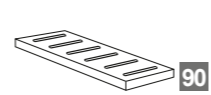
• Gradone con toro  
RETTIFICATO  
60x120 - 20MM



• Gradone doppio toro  
con sgocciolatoio  
RETTIFICATO 60x120 - 20MM



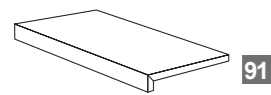
• Angolo interno bordo  
con toro DX/SX  
RETTIFICATO 60x120 - 20MM



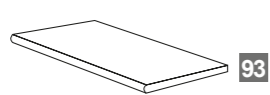
• Griglia  
RETTIFICATO  
15x45 - 20MM



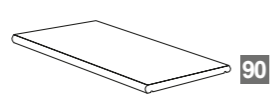
### 50x100 SEASTONE / STAGE / DISIGUAL



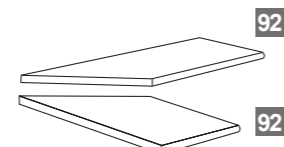
• Gradone a Elle  
RETTIFICATO  
50x100x5 - 20MM



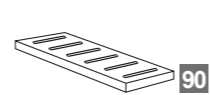
• Gradone con toro  
RETTIFICATO  
50x100 - 20MM



• Gradone doppio toro  
con sgocciolatoio  
RETTIFICATO 50x100 - 20MM



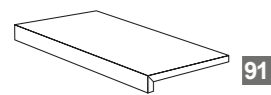
• Angolo interno bordo  
con toro DX/SX  
RETTIFICATO 50x100 - 20MM



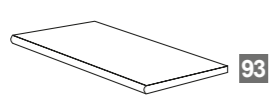
• Griglia  
RETTIFICATO  
15x50 - 20MM



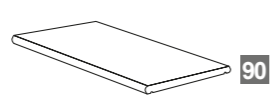
### 90x90 HYBRID / LIMESTONE



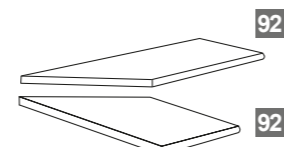
• Gradone a Elle  
RETTIFICATO  
45x90x5 - 20MM



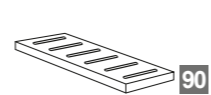
• Gradone con toro  
RETTIFICATO  
45x90 - 20MM



• Gradone doppio toro  
con sgocciolatoio  
RETTIFICATO 45x90 - 20MM



• Angolo interno bordo  
con toro DX/SX  
RETTIFICATO 45x90 - 20MM



• Griglia  
RETTIFICATO  
15x45 - 20MM

## CARATTERISTICHE TECNICHE

TECHNICAL FEATURES - CARACTERISTIQUES TECHNIQUES - TECHNISCHE EIGENSCHAFTEN



**RESISTE ALLA FLESSIONE  
E ALLA FORZA DI ROTTURA**  
Modulus of rupture and breaking strength  
Résistant à la flexion et à la force de rupture  
Biegefestigkeit und Bruchlast



**FACILE PULIBILITA'**  
Easy to clean  
Facile à nettoyer  
Pflegeleicht



**RESISTENZA DEI COLORI  
ALLA LUCE**  
Color resistance to light  
Aucune altération des couleurs  
à la lumière  
Lichtbeständigkeit



**CARRABILE**  
Drive-over  
Carrosable  
Befahrbar



**IGNIFUGO**  
Resistant to fire  
Ignifuge  
Feuerbeständig



**RESISTE ALLO SHOCK  
TERMICO**  
Thermal shock resistance  
Résistant au choc thermique  
Temperaturwechselbeständigkeit



**COORDINABILE IN  
INTERNO ED ESTERNO**  
It can match indoor and outdoor  
Il est coordonné l'intérieur/extérieur  
Für Innen- und Außenbereiche  
koordinierbar ist



**RESISTE  
ALLA SCIVOLOSITA'**  
Skid resistance  
Antidérapant  
Rutschfestigkeit



**RESISTE AL GELO**  
Frost resistance  
Résistant au gel  
Frostbeständigkeit



**NON ASSORBE ACQUA**  
No water absorption  
Aucune absorption d'eau  
Keine Wasseraufnahme



**FACILE DA POSARE  
ED E' RETTIFICATO**  
Easy to fit and it is rectified  
Il est facile à poser, il est rectifié  
Leicht zu verlegen und rektifiziert



**RESISTE AI CARICHI  
DI ROTTURA CON SUPPORTO**  
Charge of rupture with support  
Résistant aux charges de rupture avec support  
Biegefestigkeit und Bruchlast



**REMOVIBILE E ISPEZIONABILE**  
It can be removed and inspected  
Facile à enlever et à contrôler  
Weil er entfernbar und inspektionierbar ist



**RESISTE ALL'ATTACCO  
CHIMICO**  
Resistance to chemical attack  
Résistant à l'attaque chimique  
Säure- und Laugenbeständigkeit



**RESISTE A MUFFA,  
MUSCHIO E SALE**  
Resistance to mold, moss and salt  
Résistant à la moisissure, à la mousse et au sel  
Beständigkeit gegen Schimmel, Moos und Salz

SCHEDE TECNICHE SCARICABILI SUL NOSTRO SITO  
Fiches techniques téléchargeables sur notre site internet  
Product data sheets can be downloaded from our web site  
Sie können die Technischen Daten von unserer Homepage herunterladen  
[www.arpaceramiche.it](http://www.arpaceramiche.it)





# GRIP

PAVIMENTI COORDINATI PER ESTERNO  
OUTDOOR COORDINATED FLOORS  
SOLS CORDONNÉS POUR EXTERIEUR  
PASSENDE BODENFLIESEN FÜR AUßENBEREICH

# TUMBLLED

## 19,5x29 & 19,5x19,5

GRES PORCELLANATO | BORDI LEGGERMENTE CURVILINEI  
 PORCELAIN STONEWARE | SLIGHTLY IRREGULAR EDGES  
 GRES CERAME | BORDS LÉGÈREMENT FESTONNÉS  
 FEINSTEINZEUG | LEICHT UNREGELMÄSSIGE KANTE



# GRIP


DIGITAL TECHNOLOGY




GRIP Tumbled Travertine 19,5x29 & 19,5x19,5



GRIP Tumbled River Stone 19,5x29 & 19,5x19,5



GRIP Tumbled Quartzite 19,5x29 & 19,5x19,5



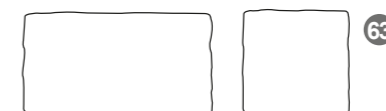

GRIP Tumbled Porphyry 19,5x29 & 19,5x19,5



GRIP Tumbled Cotto 19,5x29 & 19,5x19,5

### COMPOSIZIONE 2 FORMATI IN UNICO IMBALLO

2 SIZES LAYOUT IN A SINGLE PACKAGING  
 COMPOSITION 2 FORMATS DANS LA MÊME BOITE  
 2 GEMISCHTE FORMATE IN EINEM EINZIGEN PAKET VERPACKT



GRIP Tumbled Travertine 19,5x29 & 19,5x19,5  
 GRIP Tumbled Quartzite 19,5x29 & 19,5x19,5  
 GRIP Tumbled Cotto 19,5x29 & 19,5x19,5  
 GRIP Tumbled River Stone 19,5x29 & 19,5x19,5  
 GRIP Tumbled Porphyry 19,5x29 & 19,5x19,5

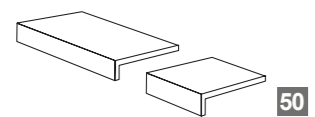
SCATOLA/BOX/BOITE/KARTON 0.66 MQ/SMQ/M2/QM:  
**7 PZ/PC/STK** 19,5x29 CM  
**7 PZ/PC/STK** 19,5x19,5 CM

**SERIE COMPLETA PAG. 111**  
 COMPLETE SERIES PAG. 111  
 SERIE COMPLÈTE PAG. 111  
 KOMPLLETTE SERIE SEITE 111

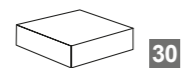
### PEZZI SPECIALI / TRIMS / PIÈCES SPÉCIALES / SONDERFORMTEILE

- DISPONIBILI IN TUTTI I COLORI
- Available on all colors
- Disponibles dans toutes les couleurs
- In jeder Farbe verfügbar

▲ PEZZI SPECIALI PERSONALIZZATI POSSONO ESSERE FORNITI SU RICHIESTA  
 Customized Special pieces can be available upon request  
 Pièces spéciales personnalisées peuvent être fournies sur demande.  
 Spezielle personalisierte Stücke können auf Anfrage gemacht werden.



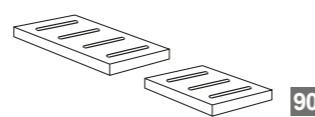
50



30



46



90

▲ • GRIP Tumbled Elemento a Elle (2 pz)  
 19,5x29x4 & 19,5x19,5x4

▲ • GRIP Tumbled Angolare DX/SX  
 19,5x19,5x4

▲ • GRIP Tumbled Gradino - Step (2 pz)  
 19,5x29 & 19,5x19,5

▲ • GRIP Tumbled Griglia (2 pz)  
 19,5x29 & 19,5x19,5

### IMBALLAGGI E PESI - PACKING AND WEIGHTS - EMBALLAGES ET POIDS - VERPACKUNGEN UND GEWICHTE


Formati Sizes Formats Formate	Superfici Surfaces Surfaces Oberfläche	Pz/Scatola Pcs/Box Stk/Karton	Mq/Scatola Sq. mt/Box M2/Boite QM/Karton	Mq/Pallet Sq. mt/Pallet M2/Palette QM/Palette	Scatole/Pallet Boxes/Pallet Boîtes/Palette Karton/Palette	Peso/Scatola Weight/Box Poids/Boite Gewicht/Karton	Peso/Mq Weight/Mq Poids/Mq Gewicht/QM	Peso Pallet Weight Pallet Poids Palette Gewicht Palette	Dimensione Pallet Sizes Pallet Dimension Palette Paletten Massen
19,5x29 & 19,5x19,5 7x60	Grip Tumbled Battiscopa	7 Sets (7+7) 12	0,66	31,68	48	21,35 Kg	32,35 Kg	1025 Kg	cm 80x120x75
19,5x29x4 & 19,5x19,5x4 19,5x19,5x4	Grip Elemento L	1 Set (1+1)	-	-	-	-	-	-	-
19,5x29 & 19,5x19,5 19,5x29 & 19,5x19,5	Grip Angolare DX/SX Grip Gradino - Step Grip Griglia	1 Set (1+1) 1 1 Set (1+1)	-	-	-	-	-	-	-



SUGGERIMENTI DI POSA PAG. 130/131  
LAYING PROPOSALS PAG. 130/131  
SOLUTIONS DE POSE PAG. 130/131  
VERLEGELÖSUNGEN SEITE 130/131

PIERRE

38,5x58 / 38,5x38,5 / 19x38,5 / 19x19  
Roman pattern (38,5x58 / 38,5x38,5 / 19x38,5 / 19x19)



GRIP Pierre Blanche 38,5x58



GRIP Pierre Beige 38,5x58




GRIP Pierre Grise 38,5x58




GRIP Pierre Brune 38,5x58



GRIP Pierre Blanche 38,5x38,5



GRIP Pierre Beige 38,5x38,5




GRIP Pierre Grise 38,5x38,5




GRIP Pierre Brune 38,5x38,5




GRIP Pierre Blanche 19x38,5




GRIP Pierre Beige 19x38,5




GRIP Pierre Grise 19x38,5




GRIP Pierre Brune 19x38,5




GRIP Pierre Blanche 19x19



GRIP Pierre Beige 19x19



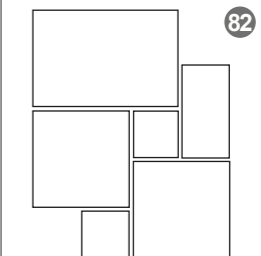
GRIP Pierre Grise 19x19



GRIP Pierre Brune 19x19

ROMAN PATTERN

IMBALLO MISTO 4 FORMATI  
4 SIZES MIXED PACKAGING  
EMBALLAGE REGROUPANT LES 4 FORMATS  
IN EINEM PAKET 4 GEMISCHTE FORMATE



ROMAN PATTERN

\*GRIP Pierre Blanche  
GRIP Pierre Beige  
GRIP Pierre Grise  
GRIP Pierre Brune  
(38,5x58 - 38,5x38,5 - 19x38,5 - 19x19)

SCATOLA/BOX/BOITE/KARTON

0.67 MQ/SMQ/M2/QM:  
1 PZ/PC/STK 38,5x58 CM  
2 PZ/PC/STK 38,5x38,5 CM  
1 PZ/PC/STK 19x38,5 CM  
2 PZ/PC/STK 19x19 CM

UNICA POSSIBILITÀ DI POSA  
FUGA TASSATIVA DI 3 MM

ONLY POSSIBLE LAYOUT  
RIGIDLY FIXED JOINT OF 3 MM

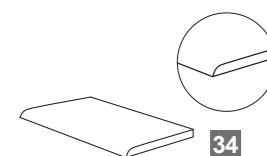
SEULE POSSIBILITÉ DE POSE  
JOINT IMPÉRATIF DE 3 MM

EINZIGE VERLEGEART LT. BILD  
UNBEDINGT MIT EINER FUGE VON 3 MM

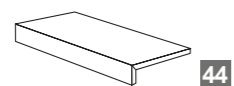
SERIE COMPLETA PAG. 123  
COMPLETE SERIES PAG. 123  
SERIE COMPLÈTE PAG. 123  
KOMPLLETTE SERIE SEITE 123

PEZZI SPECIALI / TRIMS / PIÈCES SPÉCIALES / SONDERFORMTEILE

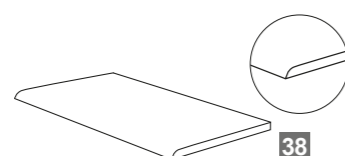
- DISPONIBILI IN TUTTI I COLORI
- Available on all colors
- Disponibles dans toutes les couleurs
- In jeder Farbe verfügbar



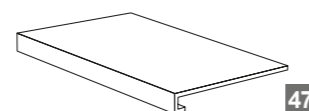
• GRIP Pierre Gradino - Step 19x38,5



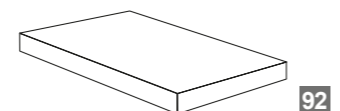
• GRIP Pierre Elemento Elle 19x38,5x4



• GRIP Pierre Gradino - Step 38,5x58



• GRIP Pierre Gradone 38,5x58



• GRIP Pierre Angolare DX/SX 38,5x58

IMBALLAGGI E PESI - PACKING AND WEIGHTS - EMBALLAGES ET POIDS - VERPACKUNGEN UND GEWICHTE

Formati Sizes Formats Formate	Superfici Surfaces Surfaces Oberfläche	Pz/Scatola Pcs/Box Pcs/Boîte Stk/Karton	Mq/Scatola Sq.mt/Box M2/Boîte QM/Karton	Mq/Pallet Sq.mt/Pallet M2/Palette QM/Palette	Scatole/Pallet Boxes/Pallet Boîtes/Palette Karton/Palette	Peso/Scatola Weight/Box Poids/Boîte Gewicht/Karton	Peso/Mq Weight/Mq Poids/Mq Gewicht/QM	Peso Pallet Weight Pallet Poids Palette Gewicht Palette	Dimensione Pallet Sizes Pallet Dimension Palette Paletten Massen
38,5x58	Grip Pierre	5	1,12	60,48	54	24,05 Kg	21,39 Kg	1300 Kg	cm 80x120x90
38,5x38,5	Grip Pierre	7	1,05	63,00	60	23,32 Kg	22,20 Kg	1400 Kg	cm 80x120x90
19x38,5	Grip Pierre	15	1,11	49,95	45	22,44 Kg	20,22 Kg	1010 Kg	cm 80x120x72
19x19	Grip Pierre	25	0,92	38,64	42	18,63 Kg	20,22 Kg	782 Kg	cm 80x120x75
Roman Pattern	Grip Pierre	6	0,67	53,60	80	13,75 Kg	20,52 Kg	1100 Kg	cm 80x120x100
19x38,5x4	Grip Elemento L	6	-	-	-	-	-	-	-
38,5x58	Grip Gradone	6	-	-	-	-	-	-	-
38,5x58	Grip Angolare	2	-	-	-	-	-	-	-
38,5x58	Grip Gradino - Step	4	-	-	-	-	-	-	-
19x38,5	Grip Gradino - Step	4	-	-	-	-	-	-	-

GRES PORCELLANATO AD IMPASTO COLORATO  
COLOURED BODY PORCELAIN STONEWARE  
GRES CERAME COLORE PLEINE MASSE  
EINGEFÄRBTES FEINSTEINZEUG

BORDI CURVILINEI  
IRREGULAR EDGES  
BORDS FESTONNÉS  
UNREGELMÄßIGE KANTEN



GRES PORCELLANATO  
PORCELAIN STONEWARE  
GRES CERAME  
FEINSTEINZEUG

BORDI CURVILINEI  
IRREGULAR EDGES  
BORDS FESTONNÉS  
UNREGELMÄßIGE KANTEN

**GRIP**

9,5MM


## RUSTIC MARVEL

49x49 / 32,5x49 / 32,5x32,5

DIGITAL TECHNOLOGY



R11 A+B+C



V3



7



7



7

GRIP Rustic Marvel White 49x49

GRIP Rustic Marvel Beige 49x49

GRIP Rustic Marvel Grey 49x49



7



7



7

GRIP Rustic Marvel White 32,5x49

GRIP Rustic Marvel Beige 32,5x49

GRIP Rustic Marvel Grey 32,5x49



16



16



16

GRIP Rustic Marvel White 32,5x32,5

GRIP Rustic Marvel Beige 32,5x32,5

GRIP Rustic Marvel Grey 32,5x32,5



81

### COMPOSIZIONE 3 FORMATI

3 SIZES LAYOUT  
COMPOSITION 3 FORMATS  
MODULVERLEGUNG 3 FORMATE

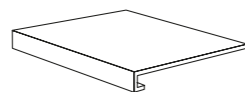
GRIP Rustic Marvel White  
GRIP Rustic Marvel Beige  
GRIP Rustic Marvel Grey  
(49x49 - 32,5x49 - 32,5x32,5)

### SUGGERIMENTI DI POSA PAG. 143

LAYING PROPOSALS PAG. 143  
SOLUTIONS DE POSE PAG. 143  
VERLEGELÖSUNGEN SEITE 143

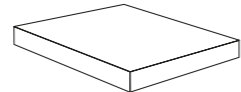
### PEZZI SPECIALI / TRIMS / PIÈCES SPÉCIALES / SONDERFORMTEILE

- DISPONIBILI IN TUTTI I COLORI
- Available on all colors
- Disponibles dans toutes les couleurs
- In jeder Farbe verfügbar



47

• GRIP Rustic Marvel Gradone 32,5x32,5



92

• GRIP Rustic Marvel Angolare DX/SX 32,5x32,5

### SERIE COMPLETA PAG. 133

COMPLETE SERIES PAG. 133  
SERIE COMPLÈTE PAG. 133  
KOMPLETTE SERIE SEITE 133


IMBALLAGGI E PESI - PACKING AND WEIGHTS - EMBALLAGES ET POIDS - VERPACKUNGEN UND GEWICHTE									
Formati Sizes Formats Formate	Superfici Surfaces Surfaces Oberfläche	Pz/Scatola Pcs/Box Pcs/Boîte Stk/Karton	Mq/Scatola Sq. mt/Box M2/Boîte Qm/Karton	Mq/Pallet Sq. mt/Pallet M2/Palette Qm/Palette	Scatole/Pallet Boxes/Pallet Boîtes/Palette Karton/Palette	Peso/Scatola Weight/Box Poids/Boîte Gewicht/Karton	Peso/Mq Weight/Mq Poids/Mq Gewicht/QM	Peso Pallet Weight Pallet Poids Palette Gewicht Palette	Dimensione Pallet Sizes Pallet Dimension Palette Paletten Massen
49x49	Grip Rustic Marvel	6	1,45	34,80	24	30,45 Kg	21,00 Kg	730 Kg	cm 80x120x65 (h)
32,5x49	Grip Rustic Marvel	9	1,45	49,30	34	31,19 Kg	21,51 Kg	1060 Kg	cm 80x120x80 (h)
32,5x32,5	Grip Rustic Marvel	13	1,35	54,00	40	26,39 Kg	19,55 Kg	1055 Kg	cm 80x120x80 (h)
32,5x32,5	Grip Gradone	6	-	-	-	-	-	-	-
32,5x32,5	Grip Angolare DX/SX	2	-	-	-	-	-	-	-

## NATURA

49x49 / 32,5x49 / 32,5x32,5



R12A+B+C



V3



7



7

GRIP Natura Bianco 49x49

GRIP Natura Chiaro 49x49



7



7

GRIP Natura Bianco 32,5x49

GRIP Natura Chiaro 32,5x49



16



16



16

GRIP Natura Bianco 32,5x32,5

GRIP Natura Chiaro 32,5x32,5

GRIP Natura Noce 32,5x32,5



81

### COMPOSIZIONE 3 FORMATI

3 SIZES LAYOUT  
COMPOSITION 3 FORMATS  
MODULVERLEGUNG 3 FORMATE

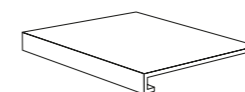
GRIP Natura Bianco  
GRIP Natura Chiaro  
(49x49 - 32,5x49 - 32,5x32,5)

### SUGGERIMENTI DI POSA PAG. 143

LAYING PROPOSALS PAG. 143  
SOLUTIONS DE POSE PAG. 143  
VERLEGELÖSUNGEN SEITE 143

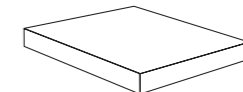
### PEZZI SPECIALI / TRIMS / PIÈCES SPÉCIALES / SONDERFORMTEILE

- DISPONIBILI IN TUTTI I COLORI
- Available on all colors
- Disponibles dans toutes les couleurs
- In jeder Farbe verfügbar



47

• GRIP Natura Gradone 32,5x32,5



92

• GRIP Natura Angolare DX/SX 32,5x32,5

### SERIE COMPLETA PAG. 137

COMPLETE SERIES PAG. 137  
SERIE COMPLÈTE PAG. 137  
KOMPLETTE SERIE SEITE 137

IMBALLAGGI E PESI - PACKING AND WEIGHTS - EMBALLAGES ET POIDS - VERPACKUNGEN UND GEWICHTE									
Formati Sizes Formats Formate	Superfici Surfaces Surfaces Oberfläche	Pz/Scatola Pcs/Box Pcs/Boîte Stk/Karton	Mq/Scatola Sq. mt/Box M2/Boîte Qm/Karton	Mq/Pallet Sq. mt/Pallet M2/Palette Qm/Palette	Scatole/Pallet Boxes/Pallet Boîtes/Palette Karton/Palette	Peso/Scatola Weight/Box Poids/Boîte Gewicht/Karton	Peso/Mq Weight/Mq Poids/Mq Gewicht/QM	Peso Pallet Weight Pallet Poids Palette Gewicht Palette	Dimensione Pallet Sizes Pallet Dimension Palette Paletten Massen
49x49	Grip Natura	6	1,45	34,80	24	30,45 Kg	21,00 Kg	730 Kg	cm 80x120x65 (h)
32,5x49	Grip Natura	9	1,45	49,30	34	31,19 Kg	21,51 Kg	1060 Kg	cm 80x120x80 (h)
32,5x32,5	Grip Natura	13	1,35	54,00	40	26,39 Kg	19,55 Kg	1055 Kg	cm 80x120x80 (h)
32,5x32,5	Grip Gradone	6	-	-	-	-	-	-	-
32,5x32,5	Grip Angolare DX/SX	2	-	-	-	-	-	-	-

## LA POSA CORRETTA DI PAVIMENTI: CONSIGLI E INDICAZIONI TECNICHE

CORRECT FLOOR LAYING: RECOMMENDATIONS AND TECHNICAL INDICATIONS

LA POSE CORRECTE DES SOLS: CONSEILS ET INDICATIONS TECHNIQUES

DIE KORREKTE VERLEGUNG DER BODENBELÄGE: RATSCHLÄGE UND TECHNISCHE HINWEISE

### POSA INNOVATIVA PER GRANDI FORMATI CON METODO "PROLEVELING SYSTEM"




POSA LIVELLATORE "A MEZZA CROCE"



POSA LIVELLATORE "LINEARE"



POSA  
LAYING  
POSEZ  
VERLEGEN



AVVITAMENTO  
TURN  
VISSEZ  
DREHEN



**RIMOZIONE:** calciare il tirante lungo le direttrici delle fughe.  
**REMOVE:** kicking the clip in the direction of the joint.

**ENLEVEZ:** en vissant le tirant avec plus de force ou en lui donnant un coup de pied dans le sens du jointement.

**ENTFERNEN:** die Zugstange mit einem größeren Druck drehen oder sie in der Fugenrichtung kicken.



**RIMOZIONE:** collegato al trapano, rimuove il livellatore dal tirante.  
**REMOVER:** fixed on drill allows to remove levelers from caps (Anticlockwise).  
**DE-VISSEUR:** branché à la perceuse, il permet d'enlever le niveleur du tirant.

**ABSCHRAUBER:** erlaubt durch Drehen die Nivellervorrichtungen vom Zugstange abnehmen (gegenger Uhrzeigersinn).



- 1) Con soli 2 elementi distanziatori e tiranti, la posa è più semplice e rigida.
- 2) La forza esercitata verticalmente (non trasversalmente) sulla pavimentazione non muove le piastrelle e quindi non allarga le fughe.
- 3) Il sottile spessore della base dei distanziatori non causa accumuli di adesivo durante il suo posizionamento.
- 4) Applicare l'adesivo sul supporto con spatola dentata.
- 5) In caso di piastrelle di grande formato (90x90 - 20x120 - 60x120) è consigliabile la doppia spalmatura.
- 6) Posizionare i distanziatori con la base al di sotto delle piastrelle.
- 7) Inserire nello stelo filettato il tirante e ruotarlo in senso orario fino al completo livellamento delle piastrelle.
- 8) A pavimentazione calpestabile, calcare il tirante lungo le direttrici delle fughe.



- 1) Pose simple et rapide avec seulement 2 éléments: un niveleur et un tirant (il n'y a pas la nécessité de pinces ou de pistolets-tirants, l'application se fait sans outils).
  - 2) La pression exercée pour l'application du tirant est verticale et ça évite que le support bouge en garantissant des joints parfaits.
  - 3) Le faible épaisseur de la base du niveleur permet une insertion facile sans accumulation de colle.
  - 4) Les "fenêtres" présentes au milieu des niveleurs à "demi croix" et à "croix" permettent de bien aligner les carreaux. Les trous à la base des niveleurs font si que la colle passe à travers et fixe uniformément le carreau.
- 5) SYSTEME DE POSE:**
- a) Appliquer la colle au sol.
  - b) Poser les niveleurs et de suite les carreaux.
  - c) Visser le tirant avec un minimum de pression.
  - d) Une fois la colle à carrelage séchée il suffira donner un coup de pied dans le sens du jointement.



- 1) No tools required just levelers and reusable universal rotating cap.
  - 2) When using economy wedge systems, applying vertical pressure - rather than transversal - prevents tiles from positioning and joint widening during installation.
  - 3) Levelers minimal thickness reduce adhesive buildup during installation.
  - 4) The perfect visibility and tile alignment is guaranteed by the small cross arches and "T" spacers.  
  
The perfect anchorage between substrate and tile covering is guaranteed by holes in the levelers base.
- 5) LAYING INSTRUCTIONS:**
- a) Apply the adhesive to the substrate using a notched trowel according to the tiles size. When laying large tiles - such as 90x90 - 20x120 - 60x120 - it is recommended the adhesive distribution twice.
  - b) Place levelers by the perforated base underneath the tiles.
  - c) Insert reusable universal rotating cap on the spindle and turn clockwise until the tiles are leveled.
  - d) When tiles are set and safe to walk on, remove the spindle caps by kicking them along the grout joint direction.



- 1) Einfache und schnelle Verlegung mit nur 2 Teilen Nivellervorrichtung & Zugstange (Zangen, Zugstange, Pistolen usw sind nicht mehr nötig).
  - 2) Kraft vertikal ausgeübt durch Komprimierung nicht quer/horizontal durch Reibung wobei die Bewegung der Fliesen und eine Erweiterung der Verbindungsstücke vermieden wird.
  - 3) Die feine/geringe Stärke des Untersatzes der Nivellervorrichtung ermöglicht ein leichtes Einfügen ohne Klebstoffanhäufungen.
  - 4) Die geformten Löcher in der Mitte der Kreuz- und T-förmigen Nivellervorrichtungen erlauben die perfekte Kontrolle des Fliesenaufreitens. Außerdem gewährleisten die Löcher auf der Basis ein perfektes Ankern zwischen Klebstoff und Fliese.
- 5) Den Kleb-/Haftstoff auf Untergrund/Boden/Halterung auftragen.**
- 6) Den Untersatz der ausgewählten Nivellervorrichtung unter dem Boden/ die Verkleidung positionieren und der Reihe nach die Verlegung ausführen.**
- 7) Im Gewindegang die Zugstange einfügen und im Uhrzeigersinn drehen bis der Boden/die Verkleidung nivelliert sind, dabei so wenig wie möglich Druck ausüben.**
- 8) Achtung es ist nicht nötig, übermäßigen Druck/Drehung auszuüben. Wenn der Klebe-/Haftstoff fest geworden ist und ebenso die Haftung/Verklebung mit dem Boden/ der Verklebung ist es ausreichend: die Zugstange in Richtung der Fuge zu drücken, um die Verbindungspunkte zwischen Untersatz und Schaft zu trennen.**

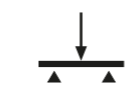
## CARATTERISTICHE TECNICHE

TECHNICAL SPECIFICATIONS

CARACTÉRISTIQUES TECHNIQUES

TECHNISCHE EIGENSCHAFTEN

GRES PORCELLANATO / PORCELAIN STONEWARE / GRES CERAME / FEINSTEINZEUG



CARATTERISTICHE TECNICHE TECHNICAL SPECIFICATIONS CARACTÉRISTIQUES TECHNIQUES TECHNISCHE EIGENSCHAFTEN	TIPO DI PROVA STANDARD OF TEST NORME DU TEST TESTNORM	VALORI PRESCRITTI DALLE NORME INTERNATIONAL STANDARDS VALEUR PREVUES PAR LES NORMES INTERNATIONALE NORMWERTE		valore ARPA value ARPA valeur ARPA ARPA werte
<b>CARATTERISTICHE DIMENSIONALI LATI</b> SIDES COTES ABMESSUNGEN	EN ISO 10545-2	± 0,9 mm	± 0,6% ± 2,00 mm	<b>CONFORME</b> COMPLYING CONFORME ERFÜLLT
<b>SPESSORE</b> THICKNESS ÉPAISSEUR STÄRKE	EN ISO 10545-2	± 0,5 mm	± 5%	<b>CONFORME</b> COMPLYING CONFORME ERFÜLLT
<b>ORTOGONALITÀ</b> RECTANGULARITY PERPENDICULARITÉ RECHTWINKLIGKEIT	EN ISO 10545-2	± 0,75 mm	± 0,5%	<b>CONFORME</b> COMPLYING CONFORME ERFÜLLT
<b>PLANARITÀ</b> SURFACE FLATNESS PLANÉITE DE SURFACE EBENFLÄCHIGKEIT	EN ISO 10545-2	± 0,75 mm	± 0,5% (± 2,00 mm)	<b>CONFORME</b> COMPLYING CONFORME ERFÜLLT
<b>ASSORBIMENTO D'ACQUA</b> WATER ABSORPTION ABSORPTION D'EAU WASSERAUFNAHME	EN ISO 10545-3	≤ 0,5%		< 0,1%
<b>RESISTENZA ALLA FLESSIONE</b> FLEXION RESISTANCE RÉSISTANCE À LA FLEXION BIEGEFESTIGKEIT	EN ISO 10545-4	S ≥ 1300 N R ≥ 35 N/mm <sup>2</sup>		<b>CONFORME</b> COMPLYING CONFORME ERFÜLLT
<b>RESISTENZA ALL'ABRASIONE</b> ABRASION RESISTANCE RÉSISTANCE À L'ABRASION ABRIEFESTIGKEIT	EN ISO 10545-6	≤ 175 mm <sup>3</sup>		<b>CONFORME</b> COMPLYING CONFORME ERFÜLLT
<b>RESISTENZA AL GELO</b> FROST RESISTANCE RÉSISTANCE AU GEL FROSTBESTÄNDIGKEIT	EN ISO 10545-12	<b>TEST SUPERATO</b> TEST PASSED TEXTE RÉUSSI TEST BESTANDEN		<b>RESISTE</b> ACCORDING RÉSISTE GEMAESS
<b>RESISTENZA ALLE MACCHIE</b> RESISTANCE TO STAINS RÉSISTANCE AUX TACHES FLECKENBESTÄNDIGKEIT	EN ISO 10545-14	<b>VALORE DICHIARATO</b> DECLARED VALUE VALEUR DÉCLARÉE ANGEGEBENER WERT		<b>CONFORME</b> COMPLYING CONFORME ERFÜLLT
<b>SCIVOLOSITÀ</b> SKID RESISTANCE GLISSANCE RUTSCHWERT	DM 236/89 DIN 51130 DIN 51097	> 0,40		> 0,40 GRIP R11 GRIP A+B+C   > 0,40 NAT R10 NAT GRIP

SCHEDE TECNICHE SCARICABILI SUL NOSTRO SITO  
Fiches techniques téléchargeables sur notre site internet  
Product data sheets can be downloaded from our web site  
Sie können die Technischen Daten von unserer Homepage herunterladen  
**www.arpaceramiche.it**

# RIVESTIMENTI IN PASTA BIANCA

WHITE BODY WALL TILE  
REVELEMENT EN PATE BLANCHE  
WEISSCHERBIGE WANDFLIESEN



Ceramic Tiles of Italy





# GLAM

RIVESTIMENTO IN PASTA BIANCA  
WHITE BODY WALL TILE  
FAÏENCE EN PÂTE BLANCHE  
WEIßSCHERBIGE WANDFLIESEN

GLAM







**GLAM**




GLAM




176 GLAM BASIC CORAL 14,5x14,5 / GLAM WALL CORAL 14,5x14,5 / GLAM LINE CORAL 14,5x14,5 / GLAM LINE IVORY 14,5x14,5 / GLAM CORAL DECORO 14,5x14,5


WALL: GLAM WALL IVORY 29,5x59,5 / GLAM LINE CORAL 14,5x59,5 / GLAM CORAL DECORO 14,5x59,5 / GLAM HAZEL DECORO 14,5x59,5 / FLOOR: HYBRID OFF GREY RETTIFICATO 60x60




Glam Basic Ivory RETTIFICATO 29,5x59,5



Glam Basic Ivory RETTIFICATO 14,5x59,5



Glam Basic Ivory  
RETTIFICATO  
14,5x14,5




Glam Wall Ivory RETTIFICATO 29,5x59,5




Glam Wall Ivory RETTIFICATO 14,5x59,5




Glam Wall Ivory  
RETTIFICATO  
14,5x14,5



Glam Line Ivory RETTIFICATO 29,5x59,5




Glam Line Ivory RETTIFICATO 14,5x59,5




Glam Line Ivory  
RETTIFICATO  
14,5x14,5


DECORI/DECORS/DECORATIONS/DEKORE




Glam Ivory Decoro RETTIFICATO 14,5x59,5




Glam Ivory  
Decoro  
RETTIFICATO  
14,5x14,5




Glam Basic Blu Navy RETTIFICATO 29,5x59,5




Glam Basic Blu Navy RETTIFICATO 14,5x59,5




Glam Basic Blu Navy  
RETTIFICATO  
14,5x14,5



Glam Wall Blu Navy RETTIFICATO 29,5x59,5



Glam Wall Blu Navy RETTIFICATO 14,5x59,5




Glam Wall Blu Navy  
RETTIFICATO  
14,5x14,5



Glam Line Blu Navy RETTIFICATO 29,5x59,5



Glam Line Blu Navy RETTIFICATO 14,5x59,5




Glam Line Blu Navy  
RETTIFICATO  
14,5x14,5

DECORI/DECORS/DECORATIONS/DEKORE



Glam Blu Navy Decoro RETTIFICATO 14,5x59,5



Glam Blu Navy  
Decoro  
RETTIFICATO  
14,5x14,5



**ATTENZIONE:**  
TRATTANDOSI DI MATERIALI STRUTTURATI I POSSIBILI DIFFERENTI RILIEVI  
TRA LE PIASTRELLE SONO DA CONSIDERARSI UN EFFETTO VOLUTO.

**IMPORTANT NOTE:**  
AS THE PRODUCT HAS A RELEVANT TEXTURED SURFACE, DIFFERENT  
EMBOSSING BETWEEN TILES IS TO BE CONSIDERED A NORMAL FEATURE.

**ATTENTION:**  
S'AGISSANT DE MATÉRIEL STRUCTURÉ, LES ÉVENTUELLES DIFFÉRENCES  
D'ÉPAISSEUR ENTRE LES CARREAUX SONT À CONSIDÉRER UN EFFET VOULU.

**ACHTUNG:**  
FÜR STRUKTURIERTE MATERIALIEN SIND DIE MÖGLICHEN UNTERSCHIEDE  
ZWISCHEN DEN FLIESEN ALS GEWÜNSCHTE WIRKUNG ZU BEACHTEN.




**RACCOMANDAZIONE IMPORTANTE PER POSA COMBINATA:**  
IN CASO DI POSA COMBINATA DI FORMATI DIFFERENTI  
UTILIZZARE UNA FUGA TASSATIVA DI 2 MM.

**IMPORTANT GUIDELINE FOR MIXED SIZE LAYING:**  
WHEN LAYING COMBINED LAYOUT OF MIXED SIZES  
IT IS IMPERATIVE THE USE OF 2 MM JOINT.

**RACCOMANDAZIONE IMPORTANTE POUR POSE DE PLUSIEURS FORMATS:**  
EN CAS DE POSE DE PLUSIEURS FORMATS COMBINÉS,  
IL EST IMPÉRATIF DE PRÉVOIR UN JOINT DE 2 MM.

**WICHTIGE HINWEISE BEI EINER MODUL-VERLEGUNG:**  
BEI EINER MODUL-VERLEGUNG MIT VERSCHIEDENEN FORMATE,  
MUSS EINE FUGENBREITE VON 2 MM EINGEHALTEN WERDEN.




8

Glam Basic Hazel RETTIFICATO 29,5x59,5




61

Glam Basic Hazel RETTIFICATO 14,5x59,5




70

Glam Basic Hazel RETTIFICATO 14,5x14,5



8

Glam Wall Hazel RETTIFICATO 29,5x59,5



61

Glam Wall Hazel RETTIFICATO 14,5x59,5



70

Glam Wall Hazel RETTIFICATO 14,5x14,5




8

Glam Line Hazel RETTIFICATO 29,5x59,5




61

Glam Line Hazel RETTIFICATO 14,5x59,5



70

Glam Line Hazel RETTIFICATO 14,5x14,5




8

Glam Basic Coral RETTIFICATO 29,5x59,5



61

Glam Basic Coral RETTIFICATO 14,5x59,5



70

Glam Basic Coral RETTIFICATO 14,5x14,5



8

Glam Wall Coral RETTIFICATO 29,5x59,5




61

Glam Wall Coral RETTIFICATO 14,5x59,5




70

Glam Wall Coral RETTIFICATO 14,5x14,5



8

Glam Line Coral RETTIFICATO 29,5x59,5



61


Glam Line Coral RETTIFICATO 14,5x59,5



70

Glam Line Coral RETTIFICATO 14,5x14,5

DECORI/DECORS/DECORATIONS/DEKORE



28

Glam Hazel Decoro RETTIFICATO 14,5x59,5



25


Glam Hazel Decoro RETTIFICATO 14,5x14,5

DECORI/DECORS/DECORATIONS/DEKORE



28

Glam Coral Decoro RETTIFICATO 14,5x59,5



25

Glam Coral Decoro RETTIFICATO 14,5x14,5



**ATTENZIONE:**  
TRATTANDOSI DI MATERIALI STRUTTURATI I POSSIBILI DIFFERENTI RILIEVI TRA LE PIASTRELLE SONO DA CONSIDERARSI UN EFFETTO VOLUTO.

**IMPORTANT NOTE:**  
AS THE PRODUCT HAS A RELEVANT TEXTURED SURFACE, DIFFERENT EMBOSING BETWEEN TILES IS TO BE CONSIDERED A NORMAL FEATURE.

**ATTENTION:**  
S'AGISSANT DE MATÉRIEL STRUCTURÉ, LES ÉVENTUELLES DIFFÉRENCES D'ÉPAISSEUR ENTRE LES CARREAUX SONT À CONSIDÉRER UN EFFET VOULU.

**ACHTUNG:**  
FÜR STRUKTURIERTE MATERIALIEN SIND DIE MÖGLICHEN UNTERSCHIEDE ZWISCHEN DEN FLIESEN ALS GEWÜNSCHTE WIRKUNG ZU BEACHTEN.



**RACCOMANDAZIONE IMPORTANTE PER POSA COMBINATA:**  
IN CASO DI POSA COMBINATA DI FORMATI DIFFERENTI UTILIZZARE UNA FUGA TASSATIVA DI 2 MM.

**IMPORTANT GUIDELINE FOR MIXED SIZE LAYING:**  
WHEN LAYING COMBINED LAYOUT OF MIXED SIZES IT IS IMPERATIVE THE USE OF 2 MM JOINT.

**RACCOMANDAZIONE IMPORTANTE POUR POSE DE PLUSIEURS FORMATS:**  
EN CAS DE POSE DE PLUSIEURS FORMATS COMBINÉS, IL EST IMPÉRATIF DE PRÉVOIR UN JOINT DE 2 MM.

**WICHTIGE HINWEISE BEI EINER MODUL-VERLEGUNG:**  
BEI EINER MODUL-VERLEGUNG MIT VERSCHIEDENEN FORMATE, MUSS EINE FUGENBREITE VON 2 MM EINGEHALTEN WERDEN.

IMBALLAGGI E PESI - PACKING AND WEIGHTS - EMBALLAGES ET POIDS - VERPACKUNGEN UND GEWICHTE

Formati Sizes Formats Formate	Superfici Surfaces Surfaces Oberfläche	Pz/Scatola Pcs/Box Pcs/Boîte Stk/Karton	Mq/Scatola Sq. mt/Box M2/Boîte QM/Karton	Mq/Pallet Sq. mt/Pallet M2/Palette QM/Palette	Scatole/Pallet Boxes/Pallet Boîtes/Palette Karton/Palette	Peso/Scatola Weight/Box Poids/Boîte Gewicht/Karton	Peso/Mq Weight/Mq Poids/Mq Gewicht/QM	Peso Pallet Weight Pallet Poids Palette Gewicht Palette	Dimensione Pallet Sizes Pallet Dimension Palette Paletten Massen
29,5x59,5	Basic - Wall - Line Rett.	6	1,05	42	40	18,87 Kg	17,97 Kg	755 Kg	cm 80x120x75 (h)
14,5x59,5	Basic - Wall - Line Rett.	12	1,03	41,20	40	19,00 Kg	18,44 Kg	760 Kg	cm 80x120x75 (h)
14,5x14,5	Basic - Wall - Line Rett.	44	0,93	48,36	48	17,50 Kg	18,81 Kg	840 Kg	cm 80x120x80 (h)
14,5x59,5	Decoro Rett.	6	-	-	-	-	-	-	-
14,5x14,5	Decoro Rett.	6	-	-	-	-	-	-	-



# MATERIA

RIVESTIMENTO IN PASTA BIANCA  
WHITE BODY WALL TILE  
FAÏENCE EN PÂTE BLANCHE  
WEIßSCHERBIGE WANDFLIESEN




RIVESTIMENTO IN PASTA BIANCA  
 WHITE BODY WALL TILE  
 FAÏENCE EN PÂTE BLANCHE  
 WEIßSCHERBIGE WANDFLIESEN


25x75

MATERIA


10MM




Materia Bianco 25x75



Materia Crema 25x75




Materia Grigio 25x75




Materia Tabacco 25x75



Metal Liner 1x75



Materia Cold Mosaico  
29,5x29,5



Materia Hot Mosaico  
29,5x29,5



Materia Urban Inserto 25x75  
 (soggetti misti - mixed decor design - motifs différents - verschiedene Motive)



Materia Urban Listello 3,2x75  
 (soggetti misti - mixed decor design - motifs différents - verschiedene Motive)



Materia Cold Fascia 18,2x37,5



Materia Hot Fascia 18,2x37,5

IMBALLAGGI E PESI - PACKING AND WEIGHTS - EMBALLAGES ET POIDS - VERPACKUNGEN UND GEWICHTE

Formati Sizes Formats Formate	Superfici Surfaces Surfaces Oberfläche	Pz/Scatola Pcs/Box Pcs/Boîte Stk/Karton	Mq/Scatola Sq. mt/Box M2/Boîte QM/Karton	Mq/Pallet Sq. mt/Pallet M2/Palette QM/Palette	Scatole/Pallet Boxes/Pallet Boîtes/Palette Karton/Palette	Peso/Scatola Weight/Box Poids/Boîte Gewicht/Karton	Peso/Mq Weight/Mq Poids/Mq Gewicht/QM	Peso Pallet Weight Pallet Poids Palette Gewicht Palette	Dimensione Pallet Sizes Pallet Dimension Palette Paletten Massen
25x75	Materia	6	1,125	50,63	45	20,85 Kg	18,53 Kg	938 Kg	cm 80x120x90 (h)
25x75	Urban Inserto	4	-	-	-	-	-	-	-
3,2x75	Urban Listello	6	-	-	-	-	-	-	-
1x75	Metal Liner	15	-	-	-	-	-	-	-
18,2x37,5	Materia Fascia	4	-	-	-	-	-	-	-
29,5x29,5	Materia Mosaico	5	-	-	-	-	-	-	-



# KRONOS

RIVESTIMENTO IN PASTA BIANCA  
WHITE BODY WALL TILE  
FAÏENCE EN PATE BLANCHE  
WEIßSCHERBIGE WANDFLIESEN



KRONOS BIANCO 25x75 / METAL LINER 1x75 / KRONOS FREEHAND DECORO 25x75



KRONOS BIANCO 25x75 / KRONOS FUMO 25x75 / KRONOS FUMO BACCHETTA 3,2x75 / KRONOS COLD MOSAICO 29,5x29,5

RIVESTIMENTO IN PASTA BIANCA  
WHITE BODY WALL TILE  
FAÏENCE EN PÂTE BLANCHE  
WEIßSCHERBIGE WANDFLIESEN


25x75

KRONOS

10MM




Kronos Bianco 25x75



Kronos Pergamon 25x75



Kronos Fumo 25x75




Kronos Tortora 25x75



Kronos Fumo Bacchetta 3,2x75




Metal Liner 1x75



Kronos Freehand Decoro 25x75  
(soggetti misti - mixed decor design - motifs différents - verschiedene Motive)




Kronos Damasco Inserto 25x75




Kronos Freehand Listello 3,2x75  
(soggetti misti - mixed decor design - motifs différents - verschiedene Motive)



Kronos Damasco Listello 3,2x75  
(soggetti misti - mixed decor design - motifs différents - verschiedene Motive)



Kronos Cold Mosaico  
29,5x29,5



Kronos Hot Mosaico  
29,5x29,5

IMBALLAGGI E PESI - PACKING AND WEIGHTS - EMBALLAGES ET POIDS - VERPACKUNGEN UND GEWICHTE

Formati Sizes Formats Formate	Superfici Surfaces Surfaces Oberfläche	Pz/Scatola Pcs/Box Pcs/Boîte Stk/Karton	Mq/Scatola Sq. mt/Box M2/Boîte Qm/Karton	Mq/Pallet Sq. mt/Pallet M2/Palette Qm/Palette	Scatole/Pallet Boxes/Pallet Boîtes/Palette Karton/Palette	Peso/Scatola Weight/Box Poids/Boîte Gewicht/Karton	Peso/Mq Weight/Mq Poids/Mq Gewicht/QM	Peso Pallet Weight Pallet Poids Palette Gewicht Palette	Dimensione Pallet Sizes Pallet Dimension Pallet Paletten Massen
25x75	Kronos	6	1,125	50,63	45	20,85 Kg	18,53 Kg	938 Kg	cm 80x120x90 (h)
25x75	Kronos Damasco Inserto	4	-	-	-	-	-	-	-
25x75	Kronos Freehand Decoro	4	-	-	-	-	-	-	-
3,2x75	Kronos Damasco Listello	6	-	-	-	-	-	-	-
3,2x75	Kronos Freehand Listello	6	-	-	-	-	-	-	-
3,2x75	Kronos Fumo Bacchetta	6	-	-	-	-	-	-	-
1x75	Metal Liner	15	-	-	-	-	-	-	-
29,5x29,5	Kronos Mosaico	5	-	-	-	-	-	-	-





# FACE MAKU

RIVESTIMENTO IN PASTA BIANCA  
WHITE BODY WALL TILE  
FAÏENCE EN PÂTE BLANCHE  
WEIßSCHERBIGE WANDFLIESEN



RIVESTIMENTO IN PASTA BIANCA  
 WHITE BODY WALL TILE  
 FAÏENCE EN PATE BLANCHE  
 WEISSCHERBIGE WANDFLIESEN

32,5x65

FACE

10MM



Face Bianco 32,5x65



Face Pergamon 32,5x65

IMBALLAGGI E PESI - PACKING AND WEIGHTS - EMBALLAGES ET POIDS - VERPACKUNGEN UND GEWICHTE									
Formati Sizes Formats Formate	Superfici Surfaces Surfaces Oberfläche	Pz/Scatola Pcs/Box Pcs/Boîte Stk/Karton	Mq/Scatola Sq. mt/Box M2/Boîte QM/Karton	Mq/Pallet Sq. mt/Pallet M2/Palette QM/Palette	Scatole/Pallet Boxes/Pallet Boîtes/Palette Karton/Palette	Peso/Scatola Weight/Box Poids/ Boîte Gewicht/Karton	Peso/Mq Weight/Mq Poids/Mq Gewicht/QM	Peso Pallet Weight Pallet Poids Palette Gewicht Palette	Dimensione Pallet Sizes Pallet Dimension Palette Paletten Massen
32,5x65	Face	6	1,27	40,64	32	22,30 Kg	17,56 Kg	714 Kg	cm 80x120x80 (h)

RIVESTIMENTO IN PASTA BIANCA  
 WHITE BODY WALL TILE  
 FAÏENCE EN PATE BLANCHE  
 WEISSCHERBIGE WANDFLIESEN

32,5x65

MAKU

10MM



Maku Bianco 32,5x65



Maku Pergamon 32,5x65

IMBALLAGGI E PESI - PACKING AND WEIGHTS - EMBALLAGES ET POIDS - VERPACKUNGEN UND GEWICHTE									
Formati Sizes Formats Formate	Superfici Surfaces Surfaces Oberfläche	Pz/Scatola Pcs/Box Pcs/Boîte Stk/Karton	Mq/Scatola Sq. mt/Box M2/Boîte QM/Karton	Mq/Pallet Sq. mt/Pallet M2/Palette QM/Palette	Scatole/Pallet Boxes/Pallet Boîtes/Palette Karton/Palette	Peso/Scatola Weight/Box Poids/ Boîte Gewicht/Karton	Peso/Mq Weight/Mq Poids/Mq Gewicht/QM	Peso Pallet Weight Pallet Poids Palette Gewicht Palette	Dimensione Pallet Sizes Pallet Dimension Palette Paletten Massen
32,5x65	Maku	6	1,27	40,64	32	22,30 Kg	17,56 Kg	714 Kg	cm 80x120x80 (h)



## SIDE SPOT

RIVESTIMENTO IN PASTA BIANCA  
WHITE BODY WALL TILE  
FAÏENCE EN PÂTE BLANCHE  
WEIßSCHERBIGE WANDFLIESEN



RIVESTIMENTO IN PASTA BIANCA  
 WHITE BODY WALL TILE  
 FAÏENCE EN PATE BLANCHE  
 WEIßSCHERBIGE WANDFLIESEN

32,5x65

SIDE

10MM



Side Bianco 32,5x65



Side Pergamon 32,5x65

IMBALLAGGI E PESI - PACKING AND WEIGHTS - EMBALLAGES ET POIDS - VERPACKUNGEN UND GEWICHTE

Formati Sizes Formats Formate	Superfici Surfaces Surfaces Oberfläche	Pz/Scatola Pcs/Box Pcs/Boîte Stk/Karton	Mq/Scatola Sq. mt/Box M2/Boîte QM/Karton	Mq/Pallet Sq. mt/Pallet M2/Palette QM/Palette	Scatole/Pallet Boxes/Pallet Boîtes/Palette Karton/Palette	Peso/Scatola Weight/Box Poids/ Boîte Gewicht/Karton	Peso/Mq Weight/Mq Poids/Mq Gewicht/QM	Peso Pallet Weight Pallet Poids Palette Gewicht Palette	Dimensione Pallet Sizes Pallet Dimension Palette Paletten Massen
32,5x65	Side	6	1,27	40,64	32	22,30 Kg	17,56 Kg	714 Kg	cm 80x120x80 (h)

RIVESTIMENTO IN PASTA BIANCA  
 WHITE BODY WALL TILE  
 FAÏENCE EN PATE BLANCHE  
 WEIßSCHERBIGE WANDFLIESEN

32,5x65

SPOT

10MM



Spot Bianco 32,5x65



Spot Pergamon 32,5x65

IMBALLAGGI E PESI - PACKING AND WEIGHTS - EMBALLAGES ET POIDS - VERPACKUNGEN UND GEWICHTE

Formati Sizes Formats Formate	Superfici Surfaces Surfaces Oberfläche	Pz/Scatola Pcs/Box Pcs/Boîte Stk/Karton	Mq/Scatola Sq. mt/Box M2/Boîte QM/Karton	Mq/Pallet Sq. mt/Pallet M2/Palette QM/Palette	Scatole/Pallet Boxes/Pallet Boîtes/Palette Karton/Palette	Peso/Scatola Weight/Box Poids/ Boîte Gewicht/Karton	Peso/Mq Weight/Mq Poids/Mq Gewicht/QM	Peso Pallet Weight Pallet Poids Palette Gewicht Palette	Dimensione Pallet Sizes Pallet Dimension Palette Paletten Massen
32,5x65	Spot	6	1,27	40,64	32	22,30 Kg	17,56 Kg	714 Kg	cm 80x120x80 (h)

## LA POSA CORRETTA DI RIVESTIMENTI: CONSIGLI E INDICAZIONI TECNICHE

CORRECT WALL TILES LAYING: RECOMMENDATIONS AND TECHNICAL INDICATIONS

LA POSE CORRECTE DES REVETEMENTS: CONSEILS ET INDICATIONS TECHNIQUES

DIE KORREKTE VERLEGUNG DER WANDFLIESEN: RATSCHLÄGE UND TECHNISCHE HINWEISE

### POSA INNOVATIVA PER GRANDI FORMATI CON METODO "PROLEVELING SYSTEM"




POSA LIVELLATORE "A MEZZA CROCE"



POSA LIVELLATORE "LINEARE"



POSA  
LAYING  
POSEZ  
VERLEGEN



AVVITAMENTO  
TURN  
VISSEZ  
DREHEN



**RIMOZIONE:** calciare il tirante lungo le direttrici delle fughe.  
**REMOVE:** kicking the clip in the direction of the joint.

**ENLEVEZ:** en vissant le tirant avec plus de force ou en lui donnant un coup de pied dans le sens du jointement.

**ENTFERNEN:** die Zugstange mit einem größeren Druck drehen oder sie in der Fugenrichtung kicken.



**RIMOZIONE:** collegato al trapano, rimuove il livellatore dal tirante.

**REMOVER:** fixed on drill allows to remove levelers from caps (Anticlockwise).

**DE-VISSEUR:** branché à la perceuse, il permet d'enlever le niveleur du tirant.

**ABSCHRAUBER:** erlaubt durch Drehen die Nivellervorrichtungen vom Zugstange abnehmen (gegenger Uhrzeigersinn).



- 1) Con soli 2 elementi distanziatori e tiranti, la posa è più semplice e rigida.
- 2) La forza esercitata verticalmente (non trasversalmente) sulla pavimentazione non muove le piastrelle e quindi non allarga le fughe.
- 3) Il sottile spessore della base dei distanziatori non causa accumuli di adesivo durante il suo posizionamento.
- 4) Applicare l'adesivo sul supporto con spatola dentata.
- 5) In caso di piastrelle di grande formato (90x90 - 20x120 - 60x120) è consigliabile la doppia spalmatura.
- 6) Posizionare i distanziatori con la base al di sotto delle piastrelle.
- 7) Inserire nello stelo filettato il tirante e ruotarlo in senso orario fino al completo livellamento delle piastrelle.
- 8) A pavimentazione calpestabile, calciare il tirante lungo le direttrici delle fughe.



- 1) Pose simple et rapide avec seulement 2 éléments: un niveleur et un tirant (il n'y a pas la nécessité de pinces ou de pistolets-tirants, l'application se fait sans outils).
- 2) La pression exercée pour l'application du tirant est verticale et ça évite que le support bouge en garantissant des joints parfaits.
- 3) Le faible épaisseur de la base du niveleur permet une insertion facile sans accumulation de colle.
- 4) Les "fenêtres" présentes au milieu des niveleurs à "demi croix" et à "croix" permettent de bien aligner les carreaux. Les trous à la base des niveleurs font si que la colle passe à travers et fixe uniformément le carreau.
- 5) SYSTEME DE POSE:
  - a) Appliquer la colle au sol.
  - b) Poser les niveleurs et de suite les carreaux.
  - c) Visser le tirant avec un minimum de pression.
  - d) Une fois la colle à carrelage séchée il suffira donner un coup de pied dans le sens du jointement.



- 1) No tools required just levelers and reusable universal rotating cap.
- 2) When using economy wedge systems, applying vertical pressure - rather than transversal - prevents tiles from positioning and joint widening during installation.
- 3) Levelers minimal thickness reduce adhesive buildup during installation.
- 4) The perfect visibility and tile alignment is guaranteed by the small cross arches and "T" spacers.  
  
The perfect anchorage between substrate and tile covering is guaranteed by holes in the levelers base.
- 5) LAYING INSTRUCTIONS:
  - a) Apply the adhesive to the substrate using a notched trowel according to the tiles size. When laying large tiles - such as 90x90 - 20x120 - 60x120 - it is recommended the adhesive distribution twice.
  - b) Place levelers by the perforated base underneath the tiles.
  - c) Insert reusable universal rotating cap on the spindle and turn clockwise until the tiles are leveled.
  - d) When tiles are set and safe to walk on, remove the spindle caps by kicking them along the grout joint direction.



- 1) Einfache und schnelle Verlegung mit nur 2 Teilen Nivellervorrichtung & Zugstange (Zangen, Zugstange, Pistolen usw sind nicht mehr nötig).
- 2) Kraft vertikal ausgeübt durch Komprimierung nicht quer/horizontal durch Reibung wobei die Bewegung der Fliesen und eine Erweiterung der Verbindungsstücke vermieden wird.
- 3) Die feine/geringe Stärke des Untersatzes der Nivellervorrichtung ermöglicht ein leichtes Einfügen ohne Klebstoffanhäufungen.
- 4) Die geformten Löcher in der Mitte der Kreuz- und T-förmigen Nivellervorrichtungen erlauben die perfekte Kontrolle des Flisenaufnehmens. Außerdem gewährleisten die Löcher auf der Basis ein perfektes Anker zwischen Klebstoff und Fliese.
- 5) Den Kleb/Haftstoff auf Untergrund/Boden/Halterung auftragen.
- 6) Den Untersatz der ausgewählten Nivellervorrichtung unter dem Boden/ die Verkleidung positionieren und der Reihe nach die Verlegung ausführen.
- 7) Im Gewindeschaf die Zugstange einfügen und im Uhrzeigersinn drehen bis der Boden/die Verkleidung nivelliert sind, dabei so wenig wie möglich Druck ausüben.
- 8) Achtung es ist nicht nötig, übermäßigen Druck/Drehung auszuüben. Wenn der Klebe/Haftstoff fest geworden ist und ebenso die Haftung/Verklebung mit dem Boden/ der Verklebung ist es ausreichend: die Zugstange in Richtung der Fuge zu drücken, um die Verbindungspunkte zwischen Untersatz und Schaft zu trennen.

## CARATTERISTICHE TECNICHE Monoporosa Bianca

TECHNICAL SPECIFICATIONS

CARACTÉRISTIQUES TECHNIQUES

TECHNISCHE EIGENSCHAFTEN

MONOPOROSA BIANCA / WHITE BODY / PATE BLANCHE / WEIßSHERBIGE



CARATTERISTICHE TECNICHE TECHNICAL SPECIFICATIONS CARACTÉRISTIQUES TECHNIQUES TECHNISCHE EIGENSCHAFTEN	TIPO DI PROVA STANDARD OF TEST NORME DU TEST TESTNORM	VALORI PRESCRITTI DALLE NORME INTERNATIONAL STANDARDS VALEUR PREVUES PAR LES NORMES INTERNATIONALE NORMWERTE		valore ARPA value ARPA valeur ARPA ARPA werte	
<b>CARATTERISTICHE DIMENSIONALI LATI</b> SIDES COTES ABMESSUNGEN	EN ISO 10545-2	± 0,5%		± 0,3%	
<b>SPESSORE</b> THICKNESS ÉPAISSEUR STÄRKE	EN ISO 10545-2	± 0,5 mm		CONFORME COMPLYING CONFORME ERFÜLLT	
<b>ORTOGONALITÀ</b> RECTANGULARITY PERPENDICULARITÉ RECHTWINKLIGKEIT	EN ISO 10545-2	± 0,5%		CONFORME COMPLYING CONFORME ERFÜLLT	
<b>PLANARITÀ</b> SURFACE FLATNESS PLANEITE DE SURFACE EBENFLÄCHIGKEIT	EN ISO 10545-2	CENTRE CURVATURE	+ 0,75 mm - 0,5 mm	+ 0,5% (+2,0 mm) - 0,3% (-1,5 mm)	CONFORME COMPLYING CONFORME ERFÜLLT
		EDGE CURVATURE	+ 0,75 mm - 0,5 mm	+ 0,5% (+2,0 mm) - 0,3% (-1,5 mm)	
<b>ASSORBIMENTO D'ACQUA</b> WATER ABSORPTION ABSORPTION D'EAU WASSERAUFNAHME	EN ISO 10545-3	E <sub>b</sub> >10%		E <sub>b</sub> ≥ 15%	
<b>RESISTENZA ALLE MACCHIE</b> RESISTANCE TO STAINS RESISTANCE AUX TACHES FLECKENBESTÄNDIGKEIT	EN ISO 10545-14			CONFORME COMPLYING CONFORME ERFÜLLT	
<b>RESISTENZA AL CAVILLO</b> CRAZING RESISTANT RÉSISTANCE AUX TRÉSSAILLURES HAARRISSE	EN ISO 10545-8			RESISTE RESIST RÉSISTE BESTÄNDIG	

SCHEDE TECNICHE SCARICABILI SUL NOSTRO SITO  
Fiches techniques téléchargeables sur notre site internet  
Product data sheets can be downloaded from our web site  
Sie können die Technischen Daten von unserer Homepage herunterladen  
[www.arpaceramiche.it](http://www.arpaceramiche.it)



[www.arpaceramiche.it](http://www.arpaceramiche.it)

Via Romana, 7 - 42019 Bosco di Scandiano - Reggio Emilia (ITALY)

coordinate GPS - Lat. N 44°37'800" Long. E 10°39'673"

Tel. 0522/34.13.11 Fax 0522/52.01.15

[www.arpaceramiche.it](http://www.arpaceramiche.it) - [info@arpaceramiche.it](mailto:info@arpaceramiche.it)

P.I. 00143510352

**NON SI ACCETTANO RECLAMI PER I MATERIALI POSTI IN OPERA.  
NO COMPLAINTS WILL BE ACCEPTED FOR MATERIAL AFTER LAYING.  
AUCUNE RÉCLAMATION CONCERNANT MATÉRIEL POSÉ NE SERA PRISE EN CONSIDÉRATION.  
ES WIRD KEINE REKLAMATION FÜR BEREITS VERLEGTES MATERIAL ANERKANNT.**

I COLORI E GLI EFFETTI RIPORTATI SUL PRESENTE CATALOGO SONO INDICATIVI PER I LIMITI CONSENTITI DALLA STAMPA;  
PER QUESTO NON POSSONO ESSERE VINCOLANTI E COSTITUIRE BASE PER EVENTUALI CONTESTAZIONI.

THE COLOURS AND THE EFFECTS ON THIS CATALOGUE ARE INDICATIVE FOR THE LIMITS ALLOWED BY THE PRESS;  
FOR THIS REASON, THEY CANNOT BE BINDING AND BE THE BASE FOR POSSIBLE CLAIMS.

LES COULEURS ET LES EFFETS PRESENTS SUR CE CATALOGUE SONT INDICATIFS ET NE PEUVENT PAS FAIRE  
L'OBJET D'ÉVENTUELLES CONTESTATIONS.

DIE FARBEN UND LICHTEFFEKTE IM KATALOG SIND DRUCKBEDINGT BEGRENZT.  
SIE SIND DAHER NICHT VERBINDLICH UND NICHT ZU REKLAMIEREN.



CE  
Arpa Ceramiche  
Via Romana, 7 - 42019 Bosco di Scandiano (RE)  
EN 14411



DIGITAL TECHNOLOGY



Via Romana, 7  
42019 Bosco di Scandiano  
Reggio Emilia (ITALY)  
Tel. 0522/34.13.11  
Fax 0522/52.01.15  
[info@arpaceramiche.it](mailto:info@arpaceramiche.it)  
[www.arpaceramiche.it](http://www.arpaceramiche.it)

